

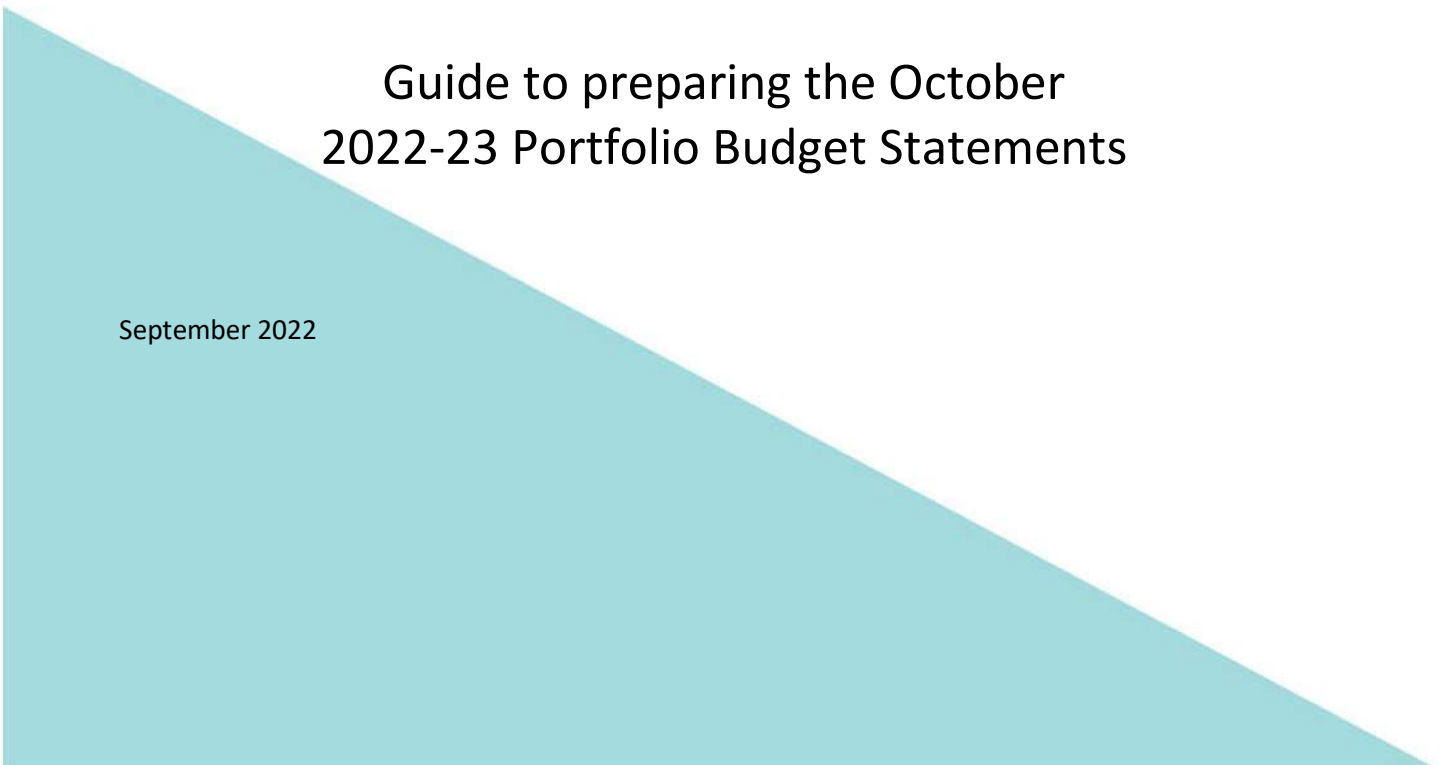


Australian Government
Department of Finance



Guide to preparing the October 2022-23 Portfolio Budget Statements

September 2022



Contents

1.	Key Information	5
2.	Changes to the 2022-23 PB Statement	8
2.1	Changes to Table 1.2 October 2022-23 Budget measures	8
2.1.1	Reporting of (nfp) in the PB statement	8
2.1.2	Table 1.2: Entity October 2022-23 Budget Measures	8
2.2	All Other changes to PB statement template shells	8
2.2.1	Table 1.1 Entity Resource Statement amendments	8
2.2.2	All other amendments and references to the Budget and Budget Papers	9
3.	Purpose	9
4.	Which entities should prepare PB Statements?	10
5.	Structure	12
5.1	Commonwealth performance framework diagram located in the PB Statements 'User Guide' chapter	13
5.2	Consistency of reporting – the “clear read” principle	13
5.2.1	‘Clear read’ linkages	13
5.2.2	Link between budgetary and financial reporting	14
5.3	Clearance processes	14
6.	Publication requirements	15
6.1	Security requirements	15
6.2	Which printer to use and printing specifications	15
6.2.1	Paper and format specifications	15
6.2.2	Printer	16
6.3	Classification	17
6.4	Obtaining templates and covers	17
6.4.1	Obtaining Attachment B and C - Excel and Word templates	17
6.4.2	Obtaining Attachment E - Covers for the October 2022-23 PB Statements	17
6.5	Delivery to Parliament House and Finance	17
6.6	Number of books	19
6.7	Protected-rated email/CabNet requirements	21
6.8	Budget media lockup hard copy and PDF requirements	21
6.9	Online publication	21
6.9.1	Publishing the PB Statements on the internet	21
6.9.2	Open government initiative publication on data.gov.au	22

6.9.3	Checklist for preparing files for online publication on data.gov.au	24
6.10	Use of ISBN/ISSN number	24
6.11	Issuing a corrigendum (correction)/addendum	24
7.	Portfolio overview section	26
7.1	Minister(s) and portfolio responsibilities	26
7.2	Portfolio structure and outcomes	26
8.	Entity overview and resources section	28
8.1	Strategic direction statement	28
8.2	Entity resource statement	28
8.2.1	Appropriation Bills 5 and 6	29
8.2.2	Payments to the states	29
8.2.3	Additional guidance on cash management reports and appropriation bills	30
8.3	Resource statement sections	30
9.	Budget measures	36
9.1	Footnote for a Measure's capital component	36
9.2	Measure reversals	37
9.3	Decisions taken but not yet announced	38
9.4	Measures with indicative costs	38
9.5	Measures earmarked as 'not for publication'	39
9.6	Machinery of government changes	39
10.	Outcomes and planned performance	40
10.1	Finance Secretary Direction	40
10.2	Structure of section 2	41
10.3	Outcome statements	42
10.4	Linked programs box	42
10.5	Budgeted expenses by outcome table	44
10.5.1	Minimum reporting requirements	44
10.5.2	Interest and depreciation of Right-of-Use (RoU) assets reported as part of departmental appropriation expenses	46
10.6	Program components	49
10.7	Overview of table 2.X.3 – performance information	49
10.7.1	Introductory Statement	50
10.7.2	Program title and brief description	51
10.7.3	Key Activities	51
10.7.4	Performance measures	52
10.7.5	Presentation of new or modified performance measures	53

11.	Budgeted financial statements	54
11.1	Tables constituting the budgeted financial Statements	54
11.2	Departmental comprehensive income statement (showing net cost of services)	55
11.3	Budgeted departmental balance sheet	56
11.4	Departmental statement of changes in equity	56
11.5	Budgeted departmental statement of cash flows	57
11.6	Departmental capital budget statement	57
11.7	Departmental statement of asset movements	58
11.8	Administered financial statements (Tables 3.7 to 3.11)	58
12.	Related issues	59
12.1	Machinery of government changes	59
12.1.1	Entity resource statement (Table 1.1)	59
12.1.2	Outcome information	60
12.1.3	Budgeted financial statements	60
12.1.4	Other important information	60
13.	Working with the templates	61
13.1	Saving the files	61
13.2	Excel table specifications	61
13.2.1	Formatting an existing table to budget standards	62
13.2.2	Setting font and text alignment	62
13.2.3	Row height	63
13.2.4	Table borders	63
13.2.5	Shading	64
13.2.6	Indenting text	64
13.2.7	Inserting linked excel tables into the word template	64
13.3	Preparing the word template for printing	65
13.4	Preparing the word template for online publication	65
13.5	Web accessibility requirements	65
13.5.1	Guide to making accessible soft copy documents	66
14.	Contacts	68
14.1	Department of Finance	68
14.2	Treasury	69
14.3	CanPrint	69
14.4	Senate Table Office	69
15.	Glossary of terms	70

1. Key Information

1. The PB Statement's Excel and Word templates and covers (Attachments B, C and E) will be provided once they have been finalised. When Attachments B, C and E are finalised, this EM will be reissued with these templates. The covers will be distributed separately to PB statement Portfolio Coordinators, as they cannot be uploaded onto CBMS, consistent with previous Budgets.
2. The primary purpose of the Portfolio Budget Statements (PB Statements) is to aid the interpretation of *Appropriation Bills (No. 1 and 2) 2022-2023* and the *Appropriation (Parliamentary Departments) Bill (No. 1) 2022-2023* (Appropriation Bills) as 'relevant documents' under the *Acts Interpretation Act 1901*.
3. PB Statements are an important means by which the *Executive Government* (through Portfolio Ministers) is accountable to the Parliament. PB Statements inform Senators and Members of Parliament of changes in the proposed allocation of resources to entities within each portfolio.

All Commonwealth entities in the General Government Sector (GGS) that receive annual appropriation funding (whether directly or through their portfolio department) must prepare a separate chapter in their PB Statements.

4. The Government announced that a Budget will be presented on Tuesday, 25 October 2022. In March 2022 *Supply Acts (No.1 and 2) 2022-23* were enacted to enable the ongoing business of government ahead of the passage of the *Appropriation Bills (No.1 and 2) 2022-23*. These Acts provide 12 months' worth of funding for the 2022-23 financial year.

There will also now be additional *Supply Bills (No.3 and 4) 2022-23* that will be introduced at the same time as the *Appropriation Bills (No.1 and 2) 2022-23* for the October 2022 Budget. This ensures continuity of operations ahead of the passage of the *Appropriation Bills (No.1 and 2) 2022-23*.

All entities who are required to prepare a PB Statements chapter, will need to prepare (reprint) their chapter for the October 2022-23 Budget to support the passage of the:

- a. Supply Acts (No.1 and 2) 2022-23
- b. Supply Bills (No.3 and 4) 2022-23
- c. Appropriation Bills (No.1 and 2) 2022-23
- d. Supply (Parliamentary) Acts (No.1 and 2) 2022-23
- e. Supply (Parliamentary) Bills (No.3 and 4) 2022-23 and
- f. Appropriation (Parliamentary) Bills (No.1 and 2) 2022-23.

For information concerning the sign off requirements for the bills listed above please refer to *EM 2022-33 October 2022-23 Budget Annual Appropriations Bills and Budget Paper No.4 Sign-off Requirements*.

5. Entities **must** use the templates at [Attachments B, C and E](#) to prepare their Portfolio Budget Statements (PB Statements), which are consistent with the presentation of the Budget Papers (BPs).
6. The Department of the Treasury (Treasury) will provide separate advice to portfolio departments on the format of the government's media and stakeholder Budget lockups, to supplement the

advice provided in section [6.6 Number of books](#).

The advice from Treasury will confirm:

- a. the number of books required and
 - b. their delivery arrangements.
7. Guidance on, and the templates for the preparation of the 2022-23 PB Statements are provided in [Attachments A to E](#). In particular, [Attachment A](#) (this guide) provides information on the printing and online publication requirements, sourcing and presentation of information and key contacts.
 8. [Attachments B and C](#) of this guide are Microsoft Excel (Excel) and Microsoft Word (Word) templates, and [Attachment D](#) is a checklist for preparing files for online publication. These attachments are available through the Central Budget Management System (CBMS). Covers, [Attachment E](#) to this guide, for the 2022-23 PB Statements will be sent by email from budget_framework@finance.gov.au. Refer to section [6.4 Obtaining templates and covers](#) in this guide on how to access these templates.
 9. Portfolio entities are responsible for ensuring the consistency, accuracy and completeness of information presented in the PB Statements. Figures published must match those reported in CBMS, as CBMS information is used to prepare the Appropriation Bills and BPs in particular BP2 and BP4.
 10. PB Statement financial tables will be published on data.gov.au on Budget night Tuesday, 25 October 2022. Portfolios are to provide a version of these tables with all extraneous material removed (such as comments, links to other spreadsheets and formulas) in Excel format to budget_framework@finance.gov.au by Monday, 24 October 2022, who will coordinate the publication of these files on data.gov.au.

When preparing files for online publication please refer to section [6.9 Online publication](#) and use the checklist in section [6.9.3 Checklist for preparing files for online publication on data.gov.au](#) section.

11. Entities may need to use their internal financial management information systems to prepare tables for *Section 2: Outcomes and Planned Performance*.
12. CBMS can be used to pre-populate some of the information contained in the PB Statements tables for *Section 2: Outcomes and Planned Performance* and *section 3: Budgeted Financial Statements*. The tables will be numbered in CBMS as they appear in this guide and further information can be found on:
 - a. the chart of account mappings which explain how the tables are derived at
 - [User Support](#) → [CBMS User Reference Material](#) → [Reference Material](#) → [CBMS](#) → [Annual Estimates](#) → [PBS & PAES Mappings](#)

Additional reports to run/and the CBMS file paths for the sources of information are provided in the relevant parts of this guide below.

13. When preparing the PB Statements, entities should use data from the Budget Estimates update round in CBMS labelled "**2023.06 – 2022/23 Oct Budget**".

2021-22 end of year results will be available prior to the release of the October 2022-23 Budget. Finance will copy the 2021-22 actual account balances (including income statement, balance

sheet, cash flow and special account balances) from the Annual Actuals module into the Annual Estimates module early in September, following the submission of 2021-22 financial statements in CBMS.

Entities are advised not to change the PB Statement table's column labelling from '2021--22 Estimated Actuals'.

Reporting 2021-22 budgets as 'Estimated Actuals' will provide leeway for any late changes to an entity's financial statements that may not be reflected in the Annual Actuals module. The October 2022-23 PB Statements will be tabled on Tuesday, 25 October 2022 after entities are expected to provide their 2021-22 Annual Report to their Minister on 15 October 2022 (as required by s46 of the *Public Governance, Performance and Accountability Act 2013* (PGPA Act)). However, this will be before annual reports are expected to be tabled in Parliament.

This approach prevents entities actively pre-empting the announcement of their actual results to be reported to parliament in their Annual Report and ensures entities are consistent with how they report their budget estimates within their PB Statement from a whole-of-government perspective.

For further specific information concerning this point please refer to *EM 2022-27 October 2022 Budget Estimates and the 2021-22 Final Budget Outcome (FBO)*.

14. For a list of all changes to the October 2022-23 Portfolio Budget Statements template shells for both [Attachments B](#) and [C](#) please refer to section [2 Changes to the 2022-23 PB Statement below](#).
15. With the performance reporting table included in the word template under the heading labelled *Table 2.X.3 Performance measure for Outcome X* the following changes have been incorporated:
 - b. the 'Current Year 2021-22' has been relabelled to 'Prior year 2021-22', and
 - c. the Prior year's measure titled 'Expected performance results' has been amended to 'Actual performance results' in the October 2021-22 PB statement word template.

The changes bring the PB statement performance reporting information into closer alignment with entities' 2021-22 annual reports. This is required due to the timing for when the October 2022-23 PB statements are tabled which will occur after the close of the 2021-22 financial year.

For further information, entities should refer to section [10.7 Overview of table 2.X.3 – performance information](#) below.

2. Changes to the 2022-23 PB Statement

2.1 Changes to Table 1.2 October 2022-23 Budget measures

2.1.1 Reporting of (nfp) in the PB statement

Where an entity reports a measure as not for publication (nfp) in their PB statement, a brief explanation must be included to describe to readers of the PB statement why the measure has been reported this way. This is a new requirement for the 2022-23 and future Budgets.

For further guidance, please refer to section [9.5 Measures earmarked as 'not for publication'](#) below.

2.1.2 Table 1.2: Entity October 2022-23 Budget Measures

The table's title has been amended to read as *'Table 1.2 Entity October 2022-23 Budget measures'* with the Part 1 sub-table title reading as *'Part 1: Measures announced since the March 2022-23 Budget'*.

	A	B	C	D	E	F	G
1	Table 1.2: Entity October 2022-23 Budget measures						
2	Part 1: Measures announced since the March 2022-23 Budget						
3			2021-22	2022-23	2023-24	2024-25	2025-26
	Program		\$'000	\$'000	\$'000	\$'000	\$'000
4	Receipt measures (if applicable)						
5	Measure short title (a)	xx					
6	Administered receipt		(x)	(x)	(x)	(x)	(x)
7	Departmental receipt		(x)	(x)	(x)	(x)	(x)

A couple of the table's footnotes containing *'Budget Paper No.2'* references were amended as well to refer to the *'October Budget Paper No.2'* for added clarity.

2.2 All Other changes to PB statement template shells

2.2.1 Table 1.1 Entity Resource Statement amendments

The entity resource statement shells for both the NCCes and CCEs were amended to incorporate the following title changes.

1. NCCe Table 1.1 has been relabelled to:

	A	B	C
1	Table 1.1: Entity xxxxxx resource statement - Budget estimates for 2022-23 as at October Budget 2022		
2			
		2021-22	2022-23
		Estimated	Estimate
		actual	
3		\$'000	\$'000
4	Departmental		
5	Annual appropriations - ordinary annual services (a)		
6	Prior year appropriations available (b)		
7	Departmental appropriation (c)		

2. CCE Table 1.1 has been relabelled to:

	A	B	C
1	Table 1.1: Entity XXXXX resource statement - Budget estimates for 2022-23 as at October Budget 2022		
2			
		2021-22 Estimated actual \$'000	2022-23 Estimate \$'000
3			
4	Opening balance/cash reserves at 1 July		
5	Funds from Government		
6	Annual appropriations - ordinary annual services (a)		
7	Outcome 1		

3. For both of NCEE and CCE footnote a) has been updated to include references to the 'Supply Act (No.1) 2022-23 and Supply Bill (No.3) 2022-23' as well.

2.2.2 All other amendments and references to the Budget and Budget Papers

1. The PB statement's book title has been amended to refer to the 'October Portfolio Budget Statement 2022-23'.

Similarly all references to the 'Portfolio Budget Statements' within both the Word and Excel templates have been updated.

2. Where required, all references including footnotes were updated:
- '2022-23 Budget' were amended to refer to the 'October 2022-23 Budget' and
 - all Budget Paper references i.e. 'Budget Paper no.x' were amended to refer to the 'October 2022-23 Budget Paper no.x'.
3. With the Word template, in the letter to the President of the Senate, references to the 'October Portfolio Budget Statements' and the 'October 2022-23 Budget' were updated.
4. Please note there have been **changes to the font, colours and styles** in the Word template. Entities should use the current version of the Word template to prepare their PB Statements.

3. Purpose

PB Statements are formal ministerial documents signed by the responsible Portfolio Minister. Together with the BPs, the PB Statements form a package of documents tabled in Parliament on Budget night to explain the allocation of resources to entities' outcomes based on the government's decisions.

The Appropriation Acts (the Acts) refer to the PB Statements as 'relevant documents' for the interpretation of the Acts, according to section 15AB of the *Acts Interpretation Act 1901*. The PB Statements provide additional explanation to the Appropriation Bills and as a result, they must be consistent with the Bills, which once passed by Parliament, become law. Should a discrepancy occur between the Acts and the PB Statements, **the Acts are definitive**.

The PB Statements also provide information (financial and non-financial) at the portfolio and entity level on the ongoing policy and program delivery initiatives undertaken by the government.

Signing arrangements for PB Statements should be determined by the senior Portfolio Minister (the first Minister shown in the current Ministry List issued by the Department of the Prime Minister and Cabinet (PM&C) at www.pmc.gov.au/resource-centre/government/ministry-list). The responsible Portfolio Minister may delegate the signing of the document to an Assistant Minister.

4. Which entities should prepare PB Statements?

All Commonwealth entities that receive Annual Appropriations (whether directly or through a portfolio department) in Appropriation Bill No. 1 or 2; or through Appropriation (Parliamentary Departments) Bill No. 1 or 2 in the 2022-23 Budget Appropriation Bills, are **required** to produce a PB Statement (or a chapter in a PB Statement).

In some instances, the Department of Finance (Finance) may require a non-Budget appropriated entity to produce PB Statements (i.e. the Future Fund Management Agency) when there is greater scrutiny on its operations or Budget and forward estimates.

Entities will normally be shown as separate chapters in the PB Statements, unless they are in the process of being merged or consolidated into another Department or entity at the start of the Budget year.

Where there is more than one department in a portfolio, the senior Portfolio Minister should determine how the portfolio is represented (i.e. whether there is to be a separate book for each department, or one consolidated book for the portfolio).

Entities are to use the following portfolio numbers for the covers of their PB Statements:

1.1	Agriculture, Fisheries and Forestry Portfolio
1.2	Attorney-General's Portfolio
1.3	Climate Change, Energy, the Environment and Water Portfolio
1.4A	Defence Portfolio
1.4B	Defence Portfolio (Department of Veterans' Affairs) – subject to confirmation by their senior Portfolio Minister
1.5	Education Portfolio
1.6	Employment and Workplace Relations Portfolio
1.7	Finance Portfolio
1.8	Foreign Affairs and Trade Portfolio
1.9	Health and Aged Care Portfolio
1.10	Home Affairs Portfolio
1.11	Industry, Science, Energy and Resources Portfolio
1.12	Infrastructure, Transport, Regional Development and Communications and the Arts Portfolio
1.13	Prime Minister and Cabinet Portfolio
1.14	Social Services Portfolio
1.15	Treasury Portfolio
1.14A	Department of the House of Representatives
1.14B	Department of the Senate
1.14C	Department of Parliamentary Services
1.14D	Parliamentary Budget Office

The portfolio numbers and names may change from time to time as a result of Administrative Arrangements Orders.

5. Structure

The PB Statements contain four levels of information: portfolio, entity, outcome and program. To ensure that PB Statements are clear and concise, entities should include information where it is most relevant. Guidance on the information required in each section of the PB Statements is included throughout this document.

Entities should produce PB Statements that present three key messages:

- What does the government (through the entity) want to achieve?
- Through what means does it propose to achieve this?
- How will progress be measured?

Entities may publish additional information beyond the requirements of the PB Statements on their websites.

Entities should also include a cross-reference at the start of their PB Statements chapter to their corporate plans, which provide a more granular, operational level of detail.

The 2022-23 PB Statements will have the following structure:

Portfolio reporting
User Guide to the Portfolio Budget Statements
Portfolio overview
– Minister(s) and portfolio responsibilities
– Portfolio structure and outcomes
Department/entity reporting
Entity resources and planned performance
– <u>Section One</u> : Entity overview and resources
▪ Strategic direction statement
▪ Entity resource statement
▪ Budget measures
▪ Changes in entity outcomes and programs (where applicable)
– <u>Section Two</u> : Outcomes and planned performance
▪ Budgeted expenses and performance for Outcome X
» Linked programs
» Budgeted expenses for Outcome X
▫ Program components of Outcome X (optional)
» Planned performance measures for Outcome X
– <u>Section Three</u> : Budgeted financial statements
▪ Differences between entity resourcing and financial statements (optional)
▪ Explanatory notes and analysis of financial statements
▪ Budgeted financial statement tables
Portfolio glossary
Index

5.1 Commonwealth performance framework diagram located in the PB Statements 'User Guide' chapter

Attachment C, the PB Statement template (in Word) includes the *Commonwealth performance framework diagram*. This diagram identifies the content of each publication and the relationships between them. This diagram must be included and not be moved, reworded or deleted from its position in the PB Statement template.

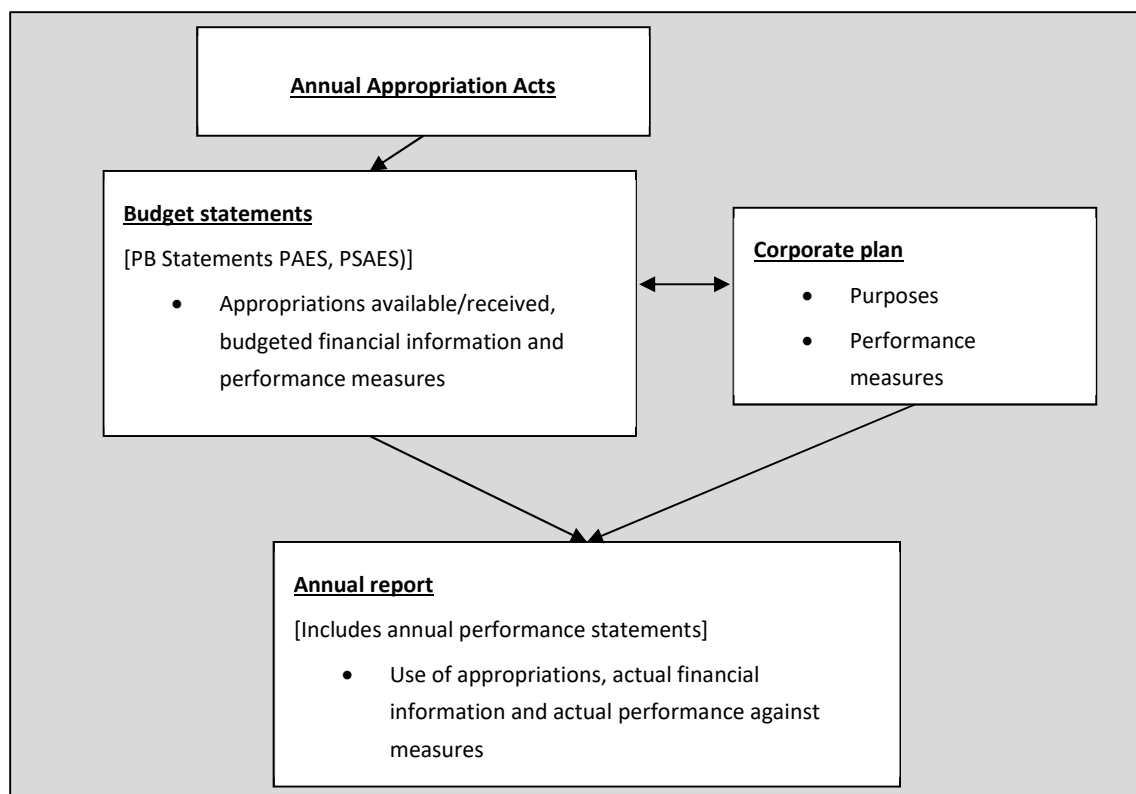
5.2 Consistency of reporting – the “clear read” principle

The *Commonwealth Resource Management Framework* is designed to support an accountable and transparent public sector. This is achieved by requiring reporting entities to provide a clear linkage (a “clear read”) between the allocation and use of public resources, and the results being achieved.

To achieve this, there must be a clear linkage from the Appropriation Bills to the PB statements, to individual entities’ corporate plan and annual report. Entities should present performance information clearly and consistently (and ensure it is reconcilable) between publications within and across reporting cycles.

The 2022-23 PB Statements will cover the current financial year (2021-22), the budget year (2022-23) and the forward estimates years (2023-24, 2024-25 and 2025-26).

5.2.1 ‘Clear read’ linkages



5.2.2 Link between budgetary and financial reporting

Under the accounting standard AASB 1055 *Budgetary Reporting* (AASB 1055), entities are required to explain variances between the financial statements presented in their PB Statements (and where appropriate, their revised Budget figures in their Portfolio Additional Estimates Statements (PAES) or the following year's PB Statements) and the financial statements presented in their annual reports. These explanations will be audited by the Australian National Audit Office (ANAO) as part of their audit of the annual financial statements.

Entities are reminded of the importance of maintaining internal documentation to substantiate the basis of the estimates included in their PB Statements. Appropriate documentation would include CBMS reconciliations, CFO sign-offs and Budget allocation authority. Entities are reminded that the financial information reported in PB Statements must reconcile with the information included in CBMS.

For further information on the AASB 1055 reporting requirements, refer to [Commonwealth entities financial statements guide \(RMG 125\)](#) and the Primary Reporting and Information Management Aid (PRIMA) forms.

Sourcing information

The financial information reported in the PB Statements **must match** the figures in the CBMS.

CBMS is the central source of published budget information and is the basis of whole-of-government figures, the Appropriation Bills, financial data and BPs. As such, all appropriation figures must be sourced from CBMS to ensure consistency between the PB Statements, the Appropriation Bills and BPs.

An entity's financial management information system (FMIS) may be used to supplement information in CBMS, particularly where information that is to be published in a PB Statement is reported at a finer level of granularity.

5.3 Clearance processes

While there is no requirement for portfolios to provide their whole PB Statements document to Finance for checking, certain material must match information contained elsewhere in the BPs for which the Treasurer and Minister for Finance (Finance Minister) are responsible. This includes information on the appropriations and the measures tables. As the PB Statements describe measures that are published in BP No. 2, the two documents should be consistent. Finance recommends, that if possible, PB Statements should not be printed until BP No. 2 is cleared.

Table 1.2: Budget measures should be provided to your Finance Agency Advice Unit (AAU) for checking against BP No. 2 measures titles and Appropriation Bills reports prior to the PB Statements being printed.

Portfolio entities are responsible for ensuring the accuracy and completeness of the information contained in their PB Statements, including the presentation of information that is consistent with CBMS. As a minimum, before publication entities should ensure that:

- the PB Statements are completed in accordance with the guidance and templates provided,
- the measures table matches the final measures list provided by your AAU,
- the Average Staffing Level (ASL) numbers match the figures to be published in BP No. 4, and
- all Bills information matches the Appropriation Bill Schedule in the Appropriation Bill report from CBMS, the relevant Chief Finance Officer (CFO) sign-offs on Bills and BP No. 4 are available in CBMS under statutory reports.

6. Publication requirements

6.1 Security requirements

The PB Statements are classified as **Protected** and are **under embargo** until they are tabled in Parliament. The Treasurer has endorsed this classification and each portfolio entity must ensure appropriate security arrangements are made.

Issues to keep in mind include:

- PB Statements should be prepared in a secure area of the entity
- under no circumstances should PB Statements or excerpts from PB Statements be distributed via unsecure electronic mail
- the “need to know” principle applies in the distribution of all material
- PB Statements should not be prepared by external companies or contractors who cannot demonstrate that their premises meet the security standards for protected information as provided by the Protective Security Policy Framework www.protectivesecurity.gov.au
- staff with knowledge of any information relating to the PB Statements should not discuss it in non-official circles.

If staff are unsure of the correct security processes during the budget preparation period, they should contact their entity’s security adviser.

6.2 Which printer to use and printing specifications

Should a decision be taken to revise the requirements listed in section [6.2.1 Paper and format specifications](#), Finance will provide separate advice to the entities PB statement Portfolio coordinators and to Canprint in the lead-up to the Budget.

6.2.1 Paper and format specifications

Hard copies of the PB Statements **must** be produced on standard B5 size paper (17.6 cm x 25 cm) with the following font requirements:

- for tables (including those in the Excel workbook), Arial and 8 point (minimum font size 7.5 point)
- for other text (in the Word template), Book Antiqua and 10 point.

Adherence to the fonts and styles provided in the templates (available from CBMS User Reference Material in CBMS) ensures that the statements are consistent with other Budget documents and related papers.

For the **covers**, entities must use 'Tablex System Board 200gsm – Yellow' paper with the cover text in black.

For consistency, all portfolios must have the portfolio name made clearly visible on the spine of the documents.

6.2.2 Printer

It is recommended that the portfolio departments contact CanPrint Communications Pty Ltd (CanPrint) to arrange printing of their PB Statements.

If printing is carried out 'in-house' or using another printer, entities must liaise with Finance to ensure that cover stock, colour and text is consistent with other portfolios' PB Statements.

It is the responsibility of each portfolio department to arrange the printing and secure freighting of their PB Statements. The contact officers for CanPrint are listed under section [14](#)

Contacts.

Portfolios should make sure they have sufficient hard copies of their PB Statements for their own internal needs, and make additional hard copies of their PB Statements available on request to other stakeholders, in addition to the distribution requirements listed below, such as:

- other departments and relevant entities
- major client organisations
- the libraries of tertiary institutions.

6.3 Classification

The PB Statements are classified as **Protected** and **under embargo** until they are tabled in Parliament. Accordingly, packaging for the PB Statements should be labelled as follows:

PB Statements are **Protected** and **under embargo** until they tabled in Parliament which is expected to occur after **20:15 pm Tuesday, 25 October 2022**.

6.4 Obtaining templates and covers

6.4.1 Obtaining Attachment B and C - Excel and Word templates

Attachment B and C are available through CBMS under:

- *User Reference Material* → *Estimates Memoranda*

Attachment D, the checklist, is also available through CBMS at the same location.

Please refer to the correct EM reference number to ensure you obtain the correct templates.

6.4.2 Obtaining Attachment E - Covers for the October 2022-23 PB Statements

Attachment E - Cover for the October 2022-23 PB Statements are not available through CBMS.

Finance will email portfolio contacts a copy of the covers to enable their PB Statements to be published with an official cover approved by Treasury's Publishing Team.

If a copy of the covers has not been received after this guide has been issued, please email budget_framework@finance.gov.au to request a copy of the covers.

6.5 Delivery to Parliament House and Finance

All PB Statement deliveries to Parliament House (whether using CanPrint, another printer or by portfolio staff) should occur through the Parliament House loading dock (access via Brisbane Avenue).

- For those portfolios delivering their own PB Statements or using a printer other than CanPrint, please contact the Accounting Framework and Capability Support Team in Finance by **Friday, 21 October 2022** budget_framework@finance.gov.au for delivery procedures.
- Should you have any questions or difficulties with these arrangements, please contact the Documents Officer, Senate Table Office on (02) 6277 3037.

6.6 Number of books

For delivery by 4:30 pm Monday 24 October 2022 (minimum 118 copies) Treasury will provide separate advice to portfolio departments concerning the delivery arrangements (including the number of books required) for the Treasury media and stakeholder lockups as soon as the October 2022-23 Budget arrangements are finalised.	
<p>Parliament House: Documents Officer – Senate Table Office, Room SG 25 Department of the Senate Parliament House CANBERRA ACT 2600 ph: (02) 6277 3037</p> <p>The books <u>must</u> be separately boxed as follows:</p> <ul style="list-style-type: none"> – 50 copies – Senate – 15 copies – House of Representatives – 25 copies – Parliamentary Library. <p>Note:</p> <ul style="list-style-type: none"> – Books for Parliament House are to be delivered to a single location – the Senate Table Office, which will arrange for the books to be distributed to recipients. Please do not leave the books at the loading Dock until they are picked up by the Senate Tabling Office. – CanPrint will deliver these copies to Parliament House on the portfolios behalf. 	<p>90 copies</p> <p>Plus</p> <p>Books required for both the <i>Treasury media lockup</i> and <i>Treasury stakeholder lockup</i> as advised by the Department of the Treasury</p>
<p>Department of Finance: Accounting Framework and Capability Support Team Financial Analysis, Reporting and Management Department of Finance One Canberra Avenue FORREST ACT 2600</p> <p>Note:</p> <ul style="list-style-type: none"> – CanPrint will deliver copies to Finance on the portfolios’ behalf. – This allocation includes the copy for the Finance Secretary as required under the Requirement for Performance Information included in PB Statements (Finance Secretary Direction under section 36(3) of the <i>Public Governance, Performance and Accountability Act 2013</i>). – For books provided to Finance, a number of copies are already pre-allocated to your AAU. Entities must not deliver PB Statement books that are under embargo to their AAU. 	<p>28 copies</p>
<p>Your Portfolio Minister and advisors (following the Minister’s sign-off on the final document)</p>	<p>Portfolios are responsible for confirming required numbers and the delivery of the books with their Minister’s office.</p>
<p>The Minister representing the portfolio in the other Chamber</p>	

For delivery <u>after</u> tabling/Budget night (17 + additional copies based on number of committees your portfolio reports to).	
Parliamentary Committees PB Statements only need to be sent to <u>your</u> portfolio's relevant parliamentary committee(s). PB Statements should be mailed to the following Committee address following tabling: [Name of Committee] PO Box 6100 Parliament House Canberra ACT 2600 Australia	
Community Affairs – Health and Social Services, including Services Australia Estimates Officer - ph: (02) 6277 3515 Email: community.affairs.sen@aph.gov.au	5 copies
Economics – Industry, Innovation and Science; and Treasury Estimates Officer - ph: (02) 6277 3540 Email: economics.sen@aph.gov.au	3 copies
Education and Employment – Education; Skills and Employment, including Industrial Relations and Small Business Estimates Officer - ph: (02) 6277 3521 Email: eec.sen@aph.gov.au	6 copies
Environment and Communications - Communications and the Arts; and Environment and Energy Estimates Officer - ph: (02) 6277 3526 Email: ec.sen@aph.gov.au	5 copies
Finance and Public Administration - Prime Minister and Cabinet, and Finance Estimates Officer - ph: (02) 6277 3846 Email: fpa.sen@aph.gov.au	8 copies
Foreign Affairs, Defence and Trade - Defence (including Veterans' Affairs), Foreign Affairs and Trade Estimates Officer - ph: (02) 6277 3535 Email: fadt.sen@aph.gov.au	6 copies
Legal and Constitutional Affairs - Attorney-General and Home Affairs Estimates Officer - ph: (02) 6277 3560 Email: legcon.sen@aph.gov.au	3 copies
Rural and Regional Affairs and Transport – Agriculture; Infrastructure, Transport, Cities and Regional Development Estimates Officer - ph: (02) 6277 3511 Email: rrat.sen@aph.gov.au	3 copies
Commonwealth Library Deposit and Free Issue Schemes (LDS) email: info@dta.gov.au ph: 02 6120 8707	17 copies

Website: www.dta.gov.au/help-and-advice/guides-and-tools/commonwealth-library-deposit-and-free-issue-schemes

(please check Library Deposit website prior to printing)

6.7 Protected-rated email/CabNet requirements

As PB Statements are under embargo until they are tabled in Parliament, portfolios will need to send electronic copies of their Adobe PDFs and Financial Tables via Protected-rated email or via CabNet.

- To check whether your entity has Protected-rated email, please refer to the [GovLink user list](#).

Click on the *User List* to view the list of organisations currently using the GovLink network.

6.8 Budget media lockup hard copy and PDF requirements

Portfolios are to supply both printed copies of their PB Statements as well as PDF copies so they can be made available to the media in the Budget lock-up.

Portfolios should email PDF copies of their full PB Statements by **4:30pm Monday, 24 October 2022** via **Protected-rated email** to:

- Finance by emailing the budget_framework@finance.gov.au mailbox or via CabNet for the attention of budget_framework@finance.gov.au
- Treasury by emailing the budgetcommunications@treasury.gov.au
- Finance will also arrange for these files to be provided to the Senate Tabling Office.

6.9 Online publication

6.9.1 Publishing the PB Statements on the internet

All Budget documentation will be published online with hyperlinks between budget documents for ease of reference and to assist reading across these documents. The Australian Government Budget website www.budget.gov.au will link readers to PB Statements on each portfolio's website.

All portfolios must post an electronic copy of the PB Statements on their portfolio department's website. This should be posted in an accessible format as required by the *Web Content Accessibility Guidelines* issued by the Digital Transformation Agency (for example, posting the document in multiple formats to be sure it can be read by screen readers).

The Web Content Accessibility Guidelines and other publishing requirements and guidance are available at www.stylemanual.gov.au.

Portfolios should email the Digital Delivery Team budget-website@treasury.gov.au no later than **4.30pm Friday, 21 October 2022** the following details:

- the URL address where the portfolio will post its PB Statements

- contact details for the author of the PB Statements
- contact details for the portfolio's webmaster.

Portfolio departments should ensure the above information is forwarded on to their internal Web Publishing area for action.

PB Statements **must not** be uploaded onto portfolio department's websites **until they are tabled in the Senate**.

- Entities can check the tabling status by referring to the Department of the Senate's [Order of Business - Dynamic Red](#) webpage:
 - Portfolio departments are to scroll down the page until they find the note referencing the '2022-23 Portfolio Budget Statements'. The light red column on the right-hand side of the entry will show the time the documents were tabled, no portfolio will be separately identified
 - it is anticipated that this notice will appear on the **Dynamic Red website** around **8.15pm Tuesday, 25 October 2022**. If there is any doubt as to whether the PB Statements have been tabled, please call the Senate enquiries number (on (02) 6277 3010) which will be able to provide the necessary advice.

The PB Statements **are not** archived on the www.budget.gov.au website – portfolio departments should ensure electronic copies of past PB Statements remain available on their websites.

Standard file-naming convention

Portfolios should follow a consistent file-naming convention for electronic copies of the PB Statements as outlined below to aid file comprehension and retrieval for readers who download the documents, and to remove the confusion that occurs when files are not clearly named or numbered.

An example of the recommended convention is:

[FinancialYear_Portfolio_PBS_a file sequence number \(i.e. 01, 02 etc\) Chapter Number \(or entity name/acronym, etc\)](#)

Examples would be:

[October_2022-23_Finance_PBS_01_Parts_A_and_BO](#)

[October_2022-23_Finance_PBS_02_AEC](#)

[October_2022-23_Finance_PBS_03_Outcome1](#)

The file sequence number simply indicates which file would be read first, second, third etc if the document were read like a book.

Naming the files in this way means that the order of files downloaded into a sub-directory would be the same order as the order of presentation of chapters in the PB Statements. This will result in the electronic files being listed in the same order as the printed chapters, and therefore easier and more intuitive navigation for those accessing the files.

6.9.2 Open government initiative publication on data.gov.au

As part of the government's *Open Government* initiative to increase Budget transparency, Portfolio departments are required to provide a copy of finalised PB Statements tables for publication on

data.gov.au. Portfolio departments have the option for using Creative Commons BY 4.0. Finance templates by default use Creative Commons BY 3.0. This has been confirmed by Treasury.

PB Statements tables, will be published on data.gov.au in Excel workbook format as received from portfolios, with a separate workbook for each entity.

The collection of PB Statements financial tables will be published in machine-readable format to assist those who wish to analyse the financial information.

The following financial tables **with headings and footnotes** will be published on data.gov.au:

- *Table 1.1: Entity resource statement*
- *Table 1.2: Entity 2022-23 Budget measures*
- *Table 2.X.1: Budgeted expenses for Outcome X*
- *Table 2.X.2: Program components*
- *Table 3.1 to 3.6: Departmental budgeted financial statements*
- *Table 3.7 to 3.11: Administered budgeted financial statements.*

Where an entity prepares two or more sets of tables, (for example Departmental budgeted financial statements consolidated and non-consolidated), these tables should be included and clearly marked.

As PB Statements information is under embargo until tabled in Parliament, portfolio departments will need to send them to Finance either via CabNet or Protected-rated email to budget_framework@finance.gov.au by **4:30 pm Monday, 24 October 2022**.

Portfolio departments **must** ensure the following prior to sending the financial tables to Finance:

1. tables should be in one Excel workbook per entity
2. tables should be presented using the wrap-text function
3. tables should not be merged in any way
4. figures in tables are rounded and presented in thousands
5. figures in tables are correct and the same as those presented in the publication
6. tables should be presented as text and figures
7. links to other workbooks should be broken/removed
8. all hidden and working sheets, as well as cell comments, should be removed
9. all hidden rows, blank rows and columns should be removed
10. all passwords should be removed from the files
11. footnotes must be in the correct format (one footnote per line)
12. footnotes should be pasted as text below the relevant tables, not as pictures
13. When portfolios table a corrigendum to the PB Statements (see the Issuing a corrigendum/addendum section below), updated tables should be provided to Finance following tabling for upload onto data.gov.au.

Finance will review the files to ensure they meet the above requirements and will return files to portfolios for amendment if required, prior to publication on data.gov.au:

- it is the portfolio department's responsibility to check the integrity of the data provided in each table and that it matches the published PB Statements.

For information on data.gov.au please email data@digital.gov.au.

6.9.3 Checklist for preparing files for online publication on data.gov.au

Portfolios must refer to [Attachment D](#) Checklist for preparing files for online publication on data.gov.au for further instructions on how to prepare their files before submitting to Finance.

6.10 Use of ISBN/ISSN number

All portfolios are required to produce a PB Statement as they require an annual appropriation but not every portfolio is required to produce a PAES. Therefore, an International Standard Serial Number (ISSN) is assigned for PB Statements and an International Standard Book Number (ISBN) is assigned for PAES.

This is because the ISSN number is for a full set of documents whilst the ISBN is for a partial set of documents.

6.11 Issuing a corrigendum (correction)/addendum

If necessary, refer to [PM&C's tabling guidelines](#) available from their website.

An addendum is required where information has been omitted/missing from the PB Statement such as a table or a footnote. A corrigendum is required where information has been misstated within the PB Statement and requires a correction. Portfolios who identify an error in their PB Statements, PAES or PSAES should follow the process set out below:

- advise your Minister's office of the error and seek approval for the updated PB Statement/PAES tables and pages
- contact the PM&C Tabling Officer to advise that a correction is required:
 - (02) 6277 7212
 - tabling@pmc.gov.au
- if the error affects figures published in the BPs and/or Appropriation Bills, your Minister must submit the corrigendum (and background reports) to the Finance Minister for approval (and if required to be tabled out-of-session, a Transmittal letter - see below)
 - the relevant portfolio department must also advise your AAU and the Accounting Framework and Capability Support Team budget_framework@finance.gov.au prior to submitting the corrigendum to the Finance Minister for approval.

Corrections will be tabled in the same manner through the Senate and subject to the same copy requirements (including approval by the relevant Minister) as the original.

Following approval by your Minister (and where required, the Finance Minister):

- For **in-session tabling** (i.e. when Parliament is sitting):
 - a covering memorandum should be provided to the PM&C Tabling Officer. This memorandum does not need to be approved by the Minister, but does need to note the **Minister’s approval** of the corrigendum.
 - the covering sheet for government documents and copies of the corrigendum should also be provided to the PM&C Tabling Officer.
- For **out-of-session tabling** (i.e. when Parliament is not sitting):
 - the Senate Tabling Office must be advised of the requirement to table the corrigendum out-of-session
 - a covering memorandum should be provided to the PM&C Tabling Officer. This memorandum does not need to be approved by the Minister, but does need to note the **Minister’s approval** of the corrigendum:
 - the covering sheet for government documents and copies of the corrigendum should also be provided to the PM&C Tabling Officer
 - a *Transmittal letter* is required to be sent by the Portfolio Minister to the President of the Senate to present a document when the Senate is not sitting.

Following tabling in Parliament, a soft copy of the corrigendum and any updated Excel tables for data.gov.au should be emailed to budget_framework@finance.gov.au.

7. Portfolio overview section

The *Portfolio Overview* section of the PB Statements is intended to provide the reader with a high-level summary of the portfolio, its Minister(s), portfolio entities, goals/objectives, and structure. All entities within the portfolio are to be included, for example, entities outside of the GGS. Please refer to the most current *Public Governance, Performance and Accountability Act (PGPA Act)* [Flipchart of PGPA Act](#).

This section should only include information that is relevant and specific from a portfolio perspective. This should minimise duplication of entity-specific information presented in later sections.

Information at a department or entity level should be included only where it contributes to a broader understanding of portfolio goals and responsibilities.

Components of portfolio overview:

- Minister(s) and portfolio responsibilities – text description of portfolio of around two pages
- portfolio structure and outcomes
 - Figure 1: Portfolio structure and outcomes.

7.1 Minister(s) and portfolio responsibilities

The *Minister(s) and portfolio responsibilities* section should provide a description of the Portfolio Minister(s) and the structure of the portfolio, as well as its objectives at a strategic level. Specifics of particular portfolio entities should be left to the relevant entity's section.

This section should include a brief discussion of common themes across the portfolio outcomes. For example, the broad impacts and/or trends of health policy on the Australian Community (Health and Aged Care portfolio), or improvements in Indigenous Affairs (Prime Minister and Cabinet portfolio). Portfolios should also take into account the following sources of information when preparing this section:

- major new government policy or legislation affecting the portfolio and the intended results and impacts
- the portfolio department's mission and/or purpose
- ministerial statements by portfolio Ministers.

7.2 Portfolio structure and outcomes

The template for the portfolio structure and outcomes figure can be found in the "Figure 1" tab of the Excel Tables workbook ([Attachment B](#) refers).

This figure is a graphical representation of the portfolio structure and the responsible Ministers. It should clearly indicate the names and titles of the Ministers, the portfolio department(s) and the Secretary.

The figure must include the other portfolio entities and their Chief Executive Officers, principal bodies in the portfolio as defined by the *Australian Government Organisations Register (AGOR)*, and all portfolio entities covered by the PGPA Act. Entities such as *Public Financial Corporations*, *Public Non-Financial Corporations* and entities outside of the GGS, should at least be mentioned in this section to show the Minister responsible for their functions.

Portfolios should include the current outcome statements for each entity **as agreed by the Finance Minister**. The outcome statement(s) included in Figure 1, and throughout the PB Statement, must be consistent with the Appropriation Bills.

Source of information

- A summary of portfolio entities which are subject to the PGPA Act can be viewed via the [PGPA flipchart and list](#) webpage.
- Principal or Primary bodies are defined on the [AGOR types of bodies](#) webpage.

8. Entity overview and resources section

The *Entity overview and resources* section of the PB Statements provides details of each entity's objectives and resources across the budget and forward estimates period.

This section should also provide details of each entity's strategic direction and planned performance, as well as a summary of new government measures.

There are three components to this section that together link the entity strategy with the resources available.

Components of Section 1: Entity overview and resources

- Strategic direction statement
- Entity resource statement (including *Table 1.1*)
- *Budget Measures (Table 1.2)*.

8.1 Strategic direction statement

The *Strategic direction statement* should be no longer than two pages.

The Strategic direction statement should outline an entity's anticipated strategic direction for the budget and forward years.

The Strategic direction statement should describe an entity's outcome statement(s) in a strategic, relevant and concise manner, as well as outline the broad strategies the entity intends to adopt in order to achieve these outcomes, and the planned results and goals to be achieved. The statement should also outline how these outcome statements contribute to the achievement of whole-of-government strategic priorities and outcomes.

The statement should identify major ongoing functions, new functions (or loss of functions) and measures allocated to the entity, and any significant challenges that will impact on the entity's performance against its outcome(s) over the medium-term.

The statement should be high level – a detailed discussion of operational issues can be covered in the entity's corporate plan or on its website, which should be cross-referenced in this section.

8.2 Entity resource statement

The template for this table can be found in the "*Table 1.1*" tab of the Excel Tables workbook ([Attachment B](#)). There is a template for non-corporate Commonwealth entities (coloured green) and a template for corporate Commonwealth entities and Commonwealth companies (coloured red).

The *Entity resource statement* provides a summary of all resources available to the entity over the budget year which it may draw upon in achieving government outcomes and objectives. This table is to be prepared on a resourcing (i.e. appropriations/cash available) basis.

The Entity resource statement provides a breakdown of these resources by funding source and includes undrawn and unspent amounts from prior years as well as the balances of special accounts but excludes amounts subject to quarantine or reduction.

A total estimate of ASL for the entity is also provided – this total should equal the ASL figures published for each outcome in *Table 2.X.1 Budgeted expenses for Outcome X*.

Entities with special accounts should ensure amounts transferred between special accounts and other appropriation sources are netted off so the appropriations are not double counted.

8.2.1 Appropriation Bills 5 and 6

Appropriations Bills 5 and 6 are **not** proposed as a matter of course. The decision for this is occurs after the Additional Estimates Appropriation Bills (No.3 and 4), and where the entity requires current funding they should contact their AAU in the first instance.

Finance will advise affected entities if Appropriations Bills (No. 5 and 6) will be produced. The “*Estimated actual*” columns in *Table 1.1: Entity Resource Statement* and *Table 2.X.1: Budgeted expenses for Outcome X* should exclude any amounts proposed through Appropriation Bills (No. 5 and 6). This is because generally they would not have received Royal Assent by the time the PB Statements are tabled.

8.2.2 Payments to the states

Entities receiving appropriations, through *Appropriation Bill (No. 2) 2022-23*, for payments to States, Territories and local government, must include additional information in a footnote to *Table 1.1: Entity resourcing statement*. The note only applies for the current year appropriation and not prior year comparisons.

Footnote (l) in *Table 1.1* must include the particular purposes to which the payments to the States, ACT, NT and local government will be directed (including a breakdown of proposed amounts by State/Territory), where the terms and conditions, and the programs guidelines can be found, and the statutory or other provisions under which the terms and conditions are made.

Entities should note that this is a mandatory requirement and that all the information in the example must be provided.

An example is provided below.

(l) Relates to appropriations sought for payment to the States, Territories and local governments in Appropriation Bill (No.2) 2022-23. Outcome 1 - Program 1.2: Children and Schooling includes the National Partnership on Northern Territory Remote Aboriginal Investment (Non-Government Schools) with payments of \$3.6 million to the Northern Territory in 2022-23. Information on the terms and conditions can be found in the National Partnership on Northern Territory Remote Aboriginal Investment (www.federalfinancialrelations.gov.au/sites/federalfinancialrelations.gov.au/files/2020-04/nt_remote_aboriginal_investment_np.pdf).

Terms and conditions are made under authority from section 7(2) of the COAG Reform Fund Act 2008 and the Intergovernmental Agreement on Federal Financial Relations.

8.2.3 Additional guidance on cash management reports and appropriation bills

The appropriation estimates recorded in CBMS in the Public Budget Formulation (PBF) module are used to create the Appropriation Bills.

When an Appropriation Bill is given Royal Assent and becomes an Appropriation Act, the values captured in PBF are then used as the Appropriation Limits in the CBMS Cash Management module. Appropriation limits are treated as “Hard” or “Soft” depending on their outcome requirements and/or other legal restrictions.

A “hard limit” is a limit that cannot be exceeded with a drawdown. This is because a hard limit is a legally appropriated amount, adjusted for changes authorised in law such as transfers as a result of Machinery of Government (MoG) changes under section 75 of the PGPA Act, External Revenue under section 74 of the PGPA Act, quarantines by the Finance Minister or Advances to the Minister for Finance (AFM).

- for departmental operating appropriations, the hard limit equals the total amount appropriated for the entity
- for administered operating appropriations, the hard limit is the amount provided for each outcome.

A soft limit is the limit against a portion of the hard limit after it is allocated to a program (i.e. administered operating) or outcome (i.e. departmental operating). These limits can be exceeded with a drawdown, providing they do not exceed the hard limit. Soft limits can be adjusted on request from entities (though they generally reflect splits identified in PB Statements/PAES).

8.3 Resource statement sections

In addition to the reports listed under the subsections below, the following report can be used to help quality assure all appropriation types:

- [Reports](#) → [CBMS Reporting](#) → [Operational Reports](#) → [Estimates](#) → [Annual Estimates](#) → [AE.OR.17 Agency Resourcing QA Report](#).

Prior-year annual appropriation balances

The “prior year appropriations available” rows should reflect unspent/undrawn appropriations available at the start of the financial year (i.e. the closing balance of the previous year). This balance should also reflect opening special account balances for that period (i.e. at 1 July).

- For the **2021-22 estimated actual** column, this will be the closing unspent appropriations balance from the entity’s 2020-21 annual report, adjusted for any additional withholdings under section 51 of the PGPA Act (s51 withholdings) and/or administrative quarantines currently in place.

- For the **2022-23 estimate** column, this will be the forecast closing unspent appropriations balance as at the end of the 2021-22 year, adjusted for any additional s51 withholdings and/or administrative quarantines currently in place. Amounts expected to be appropriated through Appropriation Bills (No. 5 and 6) should be excluded from this figure (but referenced in the footnote), as these amounts would not have received Royal Assent at the time the PB Statements are tabled.
- Entities can also check unspent, undrawn balances by running the Appropriation Balance Report from CBMS for the relevant financial year and referring to the “Available – Hard Limit” lines. The “Available – Hard Limit” lines show how much of the amount which is still available to the entity but has yet to be drawn down.
- Total available appropriation balance can be calculated by adding the Hard Limit lines for the relevant Program or Outcome for all financial years from the Appropriation Balances Report.

Entities should refer to the appropriations balances report available from:

- [Reports](#) → [CBMS Reporting](#) → [Operational Reports](#) → [Cash Management](#) → [Cash Operational Reports](#) → [CM.OR.010 Appropriation Balances Report](#).

The Acts include a sun-setting clause, where the Acts have a life span of up to three years until they are repealed. For example, all 2018-19 Annual Appropriation Acts extinguished on 1 July 2021, and all 2022-23 Appropriation Acts will be extinguished after three years on 1 July 2025.

Unspent Annual Appropriations relating to the 2020-21 and 2021-22 financial years still exist. However, amounts withheld under **s51 of the PGPA Act, or administratively quarantined, should be excluded** from the calculation of prior year balances for the purposes of the Entity resource statement, as they are not available to be spent by the entity.

- Under s51 of the PGPA Act, the Finance Minister may withhold appropriations
 - These amounts should not be recognised as appropriations in *Table 1.1*.

For information on how to reflect s51 withholdings in the financial statements, please see Part I of [Commonwealth entities financial statements guide \(RMG 125\)](#).

Annual Appropriations – ordinary annual services

The **Annual Appropriations – ordinary annual services** rows should reflect the amount appropriated to the entity in the relevant year. The amount is made up of:

Amounts appropriated through Appropriation Act (No. 1)

Plus AFM

Plus / minus s74 External Revenue as a result of MoG changes

Minus any withholdings under s51 of the PGPA Act (such as for foreign exchange movements, savings measures, movement of funds and reallocation)

Minus administrative quarantines made by Finance.

For administered, the Annual Appropriations is split into Outcome figures.

s74 External revenue

The **s74 External Revenue** row should reflect the entity's forecast Receipts from Independent Sources. These figures should be sourced from the "Receipts" columns in the Entity Resourcing Table report from CBMS.

- [Reports](#) → [CBMS Reporting](#) → [Statutory Reports](#) → [Budget Paper 4](#) → [B4.T1 Agency resourcing table](#)
- [Reports](#) → [CBMS Reporting](#) → [Operational Reports](#) → [Estimates](#) → [Annual Estimates](#) → [AE.OR.16 Annual Estimates Appropriation by Outcome/Program Report](#).

Departmental / administered capital budget

The **Departmental/Administered Capital Budget** figures should be sourced from the Capital Budget Statement Report. Choose either Departmental or Administered – figures will be recorded against "9170000 – Capital Budget – Bill 1 (DCB)".

- [Reports](#) → [CBMS Reporting](#) → [Operational Reports](#) → [Estimates](#) → [Annual Estimates](#) → [AE.OR.06 Annual Estimates Capital Budget Statement Report](#).

Annual Appropriations – other services

The **Annual Appropriations – other services** rows should be sourced from the Appropriation Bill 2 report from CBMS.

- [Reports](#) → [CBMS Reporting](#) → [Statutory Reports](#) → [Appropriation Bills](#) → [Budget Bills](#) → [Appropriation Bill 2 – Portfolio Summary and Detail](#).

For portfolio departments, the Appropriation Bill 2 report should be run at the portfolio rather than entity level.

Amounts under the **Estimated Actual** column should be sourced by running the Actual Available Appropriations (AAA) Report (which provides a point-in-time figure) and adjusting for any amounts expected to be spent by 30 June 2022.

- [Reports](#) → [CBMS Reporting](#) → [Operational Reports](#) → [Estimates](#) → [Annual Estimates](#) → [AE.OR.10 Appropriation Bill – Actual Available Appropriations \(AAA\) Report](#)
- [Reports](#) → [CBMS Reporting](#) → [Operational Reports](#) → [Estimates](#) → [Annual Estimates](#) → [AE.OR.11 Annual Estimates Appropriations QA Report](#).

Payments to corporate entities

The **Payments to corporate entities** rows should be sourced from the Appropriation Act 1 and Bill 3, and Act 2 and Bill 4 "Portfolio Summary and Detail" reports.

- [Reports](#) → [CBMS Reporting](#) → [Statutory Reports](#) → [Appropriation Bills](#) → [Budget Bills](#) → [Appropriation Bill x – Portfolio Summary and Detail](#).

Special appropriations

The **Special Appropriations** rows should reflect the resourcing required in relation to special appropriations. These figures should match the figures published in BP No. 4 (in both the Special appropriations table and also the Entity resource table) and be sourced from the Detail Listing AEIFRS Report from CBMS.

- [Reports](#) → [CBMS Reporting](#) → [Operational Reports](#) → [Estimates](#) → [Annual Estimates](#) → [AE.OR.13 Annual Estimates Detail Listing AEIFRS Report \(PBF\)](#).

Special appropriations should be reported as an aggregate in *Table 1.1*, with details of the special appropriations reported in *Table 2.X.1: (Budgeted expenses for Outcome X)*.

Special accounts

The **Special Accounts** rows should reflect the receipts for all special accounts managed by the entity. These figures should be drawn from the Special Accounts report from CBMS. Trust moneys, in particular those held in **Services for Other Entities and Trust Moneys (SOETM)** accounts **should be excluded** from this figure as they do not constitute funds available to the entity. Details of special accounts will also be reported in *Table 2.X.1: (Budgeted expenses for Outcome X)*.

- [Reports](#) → [CBMS Reporting](#) → [Statutory Reports](#) → [Budget Paper 4](#) → [B4.T4 Special accounts table](#).
- [Reports](#) → [CBMS Reporting](#) → [Operational Reports](#) → [Estimates](#) → [Annual Estimates](#) → [AE.OR.09 Annual Estimates Special Accounts Report](#).

There may be differences between special accounts figures published in an entity's PB Statements compared to the entity's financial statement notes in its annual report.

For example, for PB Statement estimates purposes, entities may choose to report special account balances and flows on a net basis as at 30 June. In an entity's annual report, special account flows will be presented on a gross basis.

An example of where differences may arise between estimates and actuals is where an entity undertakes ongoing investment activities through their special account, and reinvests the earnings realised (from investing) within the same financial year.

Average staffing level

The ASL figure should be discussed with Finance (see section [14 Contacts](#)) and match the figures to be published in BP No. 4 and the totals shown at the bottom of the outcome expense tables *Table 2.X.1*. Please refer to the latest Finance guidance on ASL for more information on ASL reporting.

Third party payments

The **Third Party Payments** information will be drawn from entities' own records and should be agreed with the relevant entities. These figures should be prepared on a consistent basis with the rest of *Table 1.1*, i.e. using resourcing/appropriations transferred figures, and the reader should be able to reconcile figures between entities.

- This sub-table should only be prepared by those entities which:
 - are identified as *Material* entities under either the *AGOR or PGPA Act Flipchart*
 - have total third party payments of \$10 million or more in a year or
 - are considered *Small* entities who have third party payments totalling more than 25 per cent of their total resourcing.

Both Material and Small entities can be identified by looking at the *AGOR Register* or at Finance's *PGPA Act Flipchart of Commonwealth entities and companies* (please refer to the Glossary for info on AGOR and the flipchart).

- This sub-table is intended to show the types and materiality of inter-entity transfers of resourcing. Figures shown will be a sub-set of the total resourcing shown in the top section of *Table 1.1*:
 - **payments made on behalf of another entity** occur where an entity accesses another entity's appropriations to pay recipients or external parties on behalf of the other entity, for example, Services Australia (SA) would show the amount of appropriations it draws upon to pay income support recipients on behalf of the Department of Social Services (DSS).
 - **payments made by other entities on behalf of the entity** are those payments which have been outsourced to another entity to administer, for example, DSS would disclose the appropriations being drawn upon by SA to pay income support recipients.
 - **payments made to other entities for the provision of services** are amounts paid to other entities for contracted services, for example, for shared/corporate services.
 - **receipts received from other entities for the provision of services** are amounts received where the entity provides services to another entity, for example, for the provision of shared/corporate services.
 - **payments made to corporate entities within the portfolio** provides a breakdown of payments (from all appropriation sources) made by portfolio departments to each corporate entity in the portfolio – figures shown here should include amounts disclosed as "payments to corporate entities" in the Appropriation Bills. These amounts should be consistent with any figures reported in *Table 2.X.1*.

Source of information

Appropriation information in this table must be sourced from CBMS and an entity's annual report and should be consistent with information captured in an entity's FMIS.

For those tables that are not yet available in CBMS (i.e. Section 1), to assist entities with quality assurance and cross-checking data, the majority of the information for the PB Statement Tables should be sourced by running the following reports in CBMS.

Appropriation Bill No. 1 and 2 (for 2022-23):

- [Reports](#) → [CBMS Reporting](#) → [Statutory Reports](#) → [Appropriation Bills](#) → [Budget Bills](#) → [Appropriation Bill 1 - Portfolio Summary and Detail](#)

- [Reports](#) → [CBMS Reporting](#) → [Statutory Reports](#) → [Appropriation Bills](#) → [Budget Bills](#) → [Appropriation Bill 2 - Portfolio Summary and Detail](#).

Appropriation Act No. 3 and 4 (for 2022-23):

- [Reports](#) → [CBMS Reporting](#) → [Statutory Reports](#) → [Appropriation Bills](#) → [Additional Estimates Bills](#) → [Appropriation Bill 3 - Portfolio Summary and Detail](#)
- [Reports](#) → [CBMS Reporting](#) → [Statutory Reports](#) → [Appropriation Bills](#) → [Additional Estimates Bills](#) → [Appropriation Bill 4 - Portfolio Summary and Detail](#).

Appropriation Bill No. 5 and 6 (for 2022-23):

- [Reports](#) → [CBMS Reporting](#) → [Statutory Reports](#) → [Appropriation Bills](#) → [Supplementary Bills](#) → [Appropriation Bill 5 - Portfolio Summary and Detail](#)
- [Reports](#) → [CBMS Reporting](#) → [Statutory Reports](#) → [Appropriation Bills](#) → [Supplementary Bills](#) → [Appropriation Bill 6 - Portfolio Summary and Detail](#).

Other reports:

- [Reports](#) → [CBMS Reporting](#) → [Operational Reports](#) → [Estimates](#) → [Annual Estimates](#) → [AE.OR.13 Annual Estimates Detail Listing AEIFRS Report \(PBF\)](#)
- [Reports](#) → [CBMS Reporting](#) → [Operational Reports](#) → [Estimates](#) → [Annual Estimates](#) → [AE.OR.06 Annual Estimates Capital Budget Statement Report](#)
- [Reports](#) → [CBMS Reporting](#) → [Operational Reports](#) → [Estimates](#) → [Annual Estimates](#) → [AE.OR.10 Appropriation Bill - Actual Available Appropriations \(AAA\) Report](#)
- [Reports](#) → [CBMS Reporting](#) → [Operational Reports](#) → [Cash Management](#) → [Cash Operational Reports](#) → [CM.OR.010 Appropriation Balances Report](#).

Select the current financial year only to get the "Actual available appropriation" figure available on that day. This amount reflects what is available in Cash Management and should be adjusted for any amounts expected to be paid out by 30 June 2022. The amount shown in the AAA Report will be net of any s51 withholdings and administrative quarantines.

9. Budget measures

The template for this table can be found in the “*Table 1.2*” tab of the Excel Tables workbook ([Attachment B](#) refers).

The *Budget measures* section primarily highlights new government decisions supporting the *Appropriations Bills (No.1) 2022-23* and *Appropriations Bills (No.2) 2022-23*.

For the 2022-23 Budget, entities **are only required** to report measures taken since the last Budget (29 March 2022).

For completeness, **all measures** should be reported at the entity level in PB Statements, including measures with zero financial impact.

This complements the whole-of-government public reporting of all measures in BP No. 2 and ensures a clear read of government decisions to entity level across key budget publications.

All details of October 2022-23 Budget measures **must match** the final measures list provided by Finance before being reported in *Table 1.2*. Measure figures are to be reported on the same basis on which BP No. 2 is prepared.

Measures are reported in BP No. 2 and PB Statements in UCB terms.

The measure title for cross portfolio measures should be the same in all PB Statements affected by the measure. To increase transparency, where an entity is not the lead entity in a measure package, they are required to name the lead entity in a footnote to the measure to allow easy cross reference to the measure description in BP No. 2 and across PB Statements. This should be done with the following text:

The lead entity for measure titled xxxxxxx is yyyyyy. The full measure description and package details appear in BP No. 2 under the yyyyyy portfolio.

The Budget measures published in *Table 1.2* should match the measures published as printed in the 2022-23 BP No. 2. Noting measures are presented in UCB terms, the financial implications table will reflect receipt and payment impacts only. Capital spending components will be included in the payment impacts.

Entities should discuss with their AAU if there are any Decisions Taken But Not Yet Announced (DTBNYA) or indicative cost measures from a previous economic update to determine whether they should be reported as some of the guidance below may not apply.

9.1 Footnote for a Measure’s capital component

Where a measure’s capital component forms 30 per cent or more of the payment impact total the entity should include a footnote for this amount. This approach aligns with how the capital funding component will be reported within the measure’s description in BP No.2.

A footnote has been included in the PB statement measure's table within both the Excel and Word templates for entity use.

9.2 Measure reversals

Where a measure reversal will be reported in the October BP No. 2, the measure reversal needs to be reported in Part 1 of the measures table.

Where a measure reversal has been reported in the March BP No.2, but has not been reported in the March 2022-23 PB Statement, the reversal needs to be reported in Part 2 of the measures table.

Measure reversals reported in either Part 1 or 2 of the measures table need to be reported on the following basis:

- where it is a full reversal, the measure should include dashes for the underlying cash impact (as zero net cash impact)
- where it is a partial reversal, the measure should reflect the final amount to be appropriated (i.e. the difference between the initial measure and the partial reversal).

Example – Reporting Measure Reversals					
Entity X has two measures that were announced in an Economic Statement, the Pre-Election Economic and Fiscal Outlook or MYEFO:					
Measure Title	2022-23 \$m	2023-24 \$m	2024-2025 \$m	2025-2026 \$m	
X Measure	\$4	\$6	\$8	\$10	
Y Measure	\$2	\$3	\$4	\$5	
These measures were subsequently reversed at Budget (fully or partially) through the announcement of the following measure reversals:					
Measure Title	2022-23 \$m	2023-24 \$m	2024-2025 \$m	2025-2026 \$m	
X Measure – reduction	(\$2)	(\$3)	(\$4)	(\$5)	
Y Measure – cessation	(\$2)	(\$3)	(\$4)	(\$5)	
Entity X should report the following in their PB Statements that shows the net effect of these full/partial reversals, with an explanatory footnote to provide context:					
Table 1.2: Entity October 2022-23 Budget Measures					
Measures announced since the March 2022-23 Budget					
	Program	2022-23 \$'000	2023-24 \$'000	2024-25 \$'000	2025-26 \$'000
Payment measures					
X Measure (a)	1.1				
Administered payment		2,000	3,000	4,000	5,000
Total		2,000	3,000	4,000	5,000
Y Measure (b)	2.2				

Administered Payment	-	-	-	-
Total	-	-	-	-
<p>(a) this measure was originally announced in the 20XX Economic Statement/20XX Pre-Election Economic and Fiscal Outlook/March 2022-23 Budget (whichever applies) and has been partially reversed by (measure title) announced in the October 2022-23 Budget. The above financial figures reflect the current net fiscal impact of the measure</p> <p>(b) this measure was originally announced in the 20XX Economic Statement/20XX Pre-Election Economic and Fiscal Outlook/March 2022-23 Budget (whichever applies) and has been fully reversed by (measure title) announced in the October 2022-23 Budget. The above dashes reflect that the measure has no fiscal impact as it has ceased.</p>				

9.3 Decisions taken but not yet announced

Where a measure was included in an economic statement as a DTBANYA but has since been announced, it should generally be published in the next available budget statement following that announcement:

- the measure should be listed in *Table 1.2* with its full measure title and dashes ‘-’ for the financials as these costs were previously included as an aggregate amount
- a footnote should be included explaining the item such as “Decision taken but not yet announced in the 20XX-XX Budget/MYEFO, with the following impact: 20XX-XX \$XX.XXX million; 20XX-XX \$X.XXX million and 20XX-XX \$X.XXX million”
- where the measure has not been or will not be (i.e. for national security reasons) announced publicly at the release of the next budget statement, the costs for the measure should continue to be included as part of the “Decisions taken but not yet announced” total line at the bottom of *Table 1.2*. The measure title should not be listed separately.

For further information the relevant AAU should be contacted in the first instance.

Amounts in the **contingency reserve (CR)** must not be entered as estimates in the PBF under the relevant entity nor where they are intended to be appropriated as annual or special appropriations. Whilst the estimates are recorded in the CR, they cannot be appropriated in the current year.

9.4 Measures with indicative costs

Where measures are published in an economic statement with indicative costs, these measures should be listed in *Table 1.2* only where the costs are known for an affected entity.

- once final costs have been agreed, entities may republish the measure in *Table 1.2* of the PB Statements, and include a footnote stating that the measure was previously published in BP No. 2/MYEFO/the relevant economic statement and the costs shown are now final
- for cross-portfolio measures where final costs have now been agreed for each entity, the measure should be listed in *Table 1.2* with the final agreed costs, with a footnote noting that it is a cross-portfolio measure previously published in BP No. 2/MYEFO/the relevant economic statement and naming the lead entity

- the measure should be listed in *Table 1.2* with its full measure title and dashes ‘-’ for the financials as these costs have previously been allocated to the entity.

9.5 Measures earmarked as ‘not for publication’

Where the amount of a measure is disclosed as nfp, entities are required to add a footnote to provide a high-level explanation clarifying why the measure has been reported this way.

Amounts are usually disclosed as nfp due to national security and /or for commercial in-confidence considerations.

9.6 Machinery of government changes

Where there are MoG changes, the gaining entity should publish any new measures relating to the function(s) being gained.

For further information on showing MoG changes in the PB Statements, refer to section [12.1 Machinery of government changes](#).

Source of information

To confirm the correct amounts, refer to the costing agreement provided by your AAU.

Information to be included in this table may also be taken from estimates adjustments for measures (i.e. those entered against the reason code “Government decision or measure”) in CBMS.

Titles of measures are to be confirmed against the final agreed measures list distributed by Finance’s AAUs to the lead portfolio departments.

10. Outcomes and planned performance

For information regarding performance reporting in the PB Statements, please refer to [Reporting performance information in Portfolio Budget Statements \(RMG 129\)](#) or contact the PGPA and Digital Reporting Branch in Finance PGPA@finance.gov.au or on (02) 6215 3130.

For advice on changing outcome statements or programs, please contact your AAU in Finance in the first instance.

The PB Statements *Outcomes and planned performance* section (Section 2) details the expenses incurred in delivering the outcomes and programs of an entity, and the performance information that will be used by parliament and other key stakeholders to assess the impact of this expenditure.

PB Statements are used to provide structured summary reporting of an entity's intended performance, focusing on programs. The reporting structure allows entities to outline their intended performance in a logical and consistent manner, which shows the resourcing provided and expected progress towards achieving government policy objectives.

Table 2.X.3: Performance measure for Outcome X helps to meet the requirements of the Commonwealth performance framework. Performance information should be presented clearly and consistently across reporting documents (PB Statements, corporate plans and annual performance statements) and cycles. This means, for example, that performance measures provided in the PB Statements and corporate plans are then clearly reconciled in annual performance statements.

Further explanation of the relationship between reporting documents is provided in a standard diagram, 'Commonwealth Performance Framework – key components of relevant publications', situated in the User Guide section of the PB Statements Word template (Attachment C).

10.1 Finance Secretary Direction

The requirements for reporting program performance in PB Statements are set out in a [Direction issued by the Finance Secretary under subsection 36\(3\) of the PGPA Act \(the Direction\)](#). This Direction sets out the minimum mandatory requirements for performance information to be included in PB Statements. The Direction was amended on 8 December 2021 to have effect for the 2022-23 Budget. Table 2.X.3 has been amended to reflect the amendments to the Direction and to provide clarity in respect to reporting periods.

Under the Direction, the mandatory disclosure requirements in PB Statements are that:

1. All outcomes, programs and performance measures must be mapped to the entity's key activities as expressed in the current corporate plan (see section [10.7.3 Key Activities](#)).
2. Existing programs - for the Budget year and three forward estimate years, report at least one high level performance measure and planned performance results, including targets where it is reasonably practicable to set a target. Where applicable, report the estimated date of achievement of the program objectives (see section [10.7.4 Performance measures](#)).

New or materially changed programs - for the budget year and the three forward estimate years, report all performance measures and planned performance results, including targets

where it is reasonably practicable to set a target. Where applicable, report the estimated date of achievement of the program objectives (see section [10.7.5](#)

[Presentation of new or modified](#) performance measures).

3. Expected performance results for the current year - report expected performance results for the program for the current financial year (see section [10.7 Overview of table 2.X.3 – performance information](#)).
4. Linked programs - for each outcome, report the programs of other entities that link to that outcome (see section [10.4 Linked programs box](#))¹.

Subsection 36(3) of the PGPA Act requires the accountable authorities of entities, where relevant, to comply with the Finance Secretary’s Direction.

10.2 Structure of section 2

The following illustrates the recommended structure for Section 2 of the PB Statements. Each outcome is described in a subsection 2.X as follows:

Exemplar - Structure of Section 2
Outcome Statement X
Linked programs box
<i>Table 2.X.1: Budgeted expenses for Outcome X</i>
<i>Table 2.X.2: Program components for Outcome X</i> (optional)
<i>Table 2.X.3: Performance measure for Outcome X</i>

Entities with multiple outcomes would repeat subsection 2.X for each and every outcome (i.e. 2.1 for Outcome 1, 2.2 for Outcome 2, etc). Entities with a single outcome would include the elements shown above under a single subsection 2.1.

Entities should use the table numbering scheme shown in the above exemplar. For example, *Table 2.1.1* for the Budgeted expenses for Outcome 1; *Table 2.1.2* for program components related to Outcome 1 (if included); and *Table 2.1.3* for planned performance information for Outcome 1 (or *Table 2.1.2* if no program components are reported).

¹ As the 2022-23 Budget will be delivered on 25 October 2022, information on expected performance outcomes in the current year (2021-22) should be referenced as actual performance outcomes for the 2021-22 reporting year.

For Outcome 2, these table numbers would run in the following sequence: *Table 2.2.1*; *Table 2.2.2* and *Table 2.2.3*. This scheme is intended to make it easy for readers to refer to information and provide consistency across PB Statements tabled by different Ministers.

10.3 Outcome statements

Outcome statements should repeat the wording approved by the Finance Minister (as per the Outcome and Programs policy referred to below).

Outcome statements articulate government objectives and form an integral part of the appropriations framework. They:

1. explain the purpose for which Annual Appropriations are approved by the Parliament for use by entities
2. provide a basis for budgeting and reporting against the use of appropriated funds.

An outcome statement should provide an immediate impression of what success looks like. It should provide readers with a sense of what performance information is likely to be useful in assessing whether a specific outcome is delivered satisfactorily. Performance information described in PB Statements (for example, in section 2.x.3 and discussed in section [10.7 Overview of table 2.X.3 – performance information](#)) should relate to the expectation created by the relevant outcome statement.

Entities that wish to vary their outcome statements to reflect changes in government policy or its strategic environment should consult their relevant AAU well in advance of the preparation of the 2022-23 Budget Appropriation Bills (and PB Statements). Agreement would ideally be sought on the wording of any proposed revisions to ensure the best prospects of obtaining the approval of the Finance Minister.

For information on the purpose, or process amending an entity's existing Outcome Statement(s) or program structure, refer to the [Outcomes policy](#) and [Programs policy](#), both are available on the Finance website.

10.4 Linked programs box

Linked programs are those undertaken by other entities that contribute to the achievement of another entity's outcomes. This reporting is 'one way' in nature, the contribution your entity makes to the achievement of another entity's outcomes should not be reported. The *linked programs box* should appear immediately after the Outcome Statement in subsection 2.X relevant to Outcome X.

Linked programs box template:

Entity A <i>(insert the name of the entity with programs linked to Outcome X)</i>
Programs
<ul style="list-style-type: none"> • Program X.X – <i>insert program name</i> • Program X.X – <i>insert program name</i>
Contribution to Outcome X made by linked programs
<i>Insert a concise explanation on how the linked programs contributes to Outcome X.</i>

The template above for reporting linked programs is included under the *Linked Programs* heading in the Word template ([Attachment C](#)). The red text provides a description of what information is to be provided in each row.

Example – linked programs from Department of Homes Affairs 2021-22 PB Statements

Outcome 1: Protect Australia’s sovereignty, security and safety through its national security, emergency management system, law enforcement, and managing its border, including managing the stay and departure of all non-citizens.

Linked programs

Attorney-General’s Department

Program 1.1: Attorney-General’s Department Operating Expenses – Civil Justice and Legal Services

Program 1.2: Attorney-General’s Department Operating Expenses – National Security and Criminal Justice

Contribution to Outcome 1 made by linked program

The Attorney-General’s Department contributes to the administration of legislation and policy development and advice on transnational organised crime, including people smuggling and human trafficking, law enforcement matters, national security, firearms, counter-terrorism, prohibited and restricted goods, illegal drug interdiction, money laundering and regional operations and intercountry adoption arrangements.

Where linked programs are covered by a cross-entity arrangement (i.e. a Memorandum of Understanding) or an intergovernmental agreement (i.e. a National Partnership Agreement) entities are encouraged to name this arrangement in the explanation of the linked programs.

10.5 Budgeted expenses by outcome table

The template for this table can be found in the “*Table 2.X.1*” tab of the Excel Tables workbook ([Attachment B](#) refers). There is a template for non-corporate Commonwealth entities (coloured green) and a template for corporate Commonwealth entities and Commonwealth companies (coloured red).

The *Budgeted expenses by Outcome table (Table 2.X.1)* provides detail of an entity’s **programs and expenses**. In particular, this table shows the proposed **use** of appropriations, and links this expenditure to the entity’s financial statements (specifically the income statement). It provides a breakdown of total expenses for each outcome by funding source, and a short description of each outcome and program. A separate table should be prepared for each outcome.

- Where an entity wishes to describe a program in greater detail, for example, where it is made up of several sub-components, this should be done in *Table 2.X.2: Program components* (described in section [10.6 Program components](#)).

Table 2.X.1 also provides an estimate of ASL by outcome for the budget and prior year. The total ASL figures across all outcomes should reconcile with the ASL figures to be published in BP No. 4 and the entity-level total included at the bottom of *Table 1.1: Entity Resource Statement*. Please refer to the latest Finance guidance on ASL. For more information on ASL reporting, contacts are provided in section [8.3 Resource statement sections](#).

Table 2.X.1 also includes information on movement of administered funds agreed at an outcome and program-level. This section details the amount of unexpended annual administered funding which the government has agreed to reallocate from current or a prior financial years to the budget and forward years (2022-23 to 2025-26).

Table 2.X.1 complements the *Table 1.1: Entity resource statement*, which in contrast, provides a summary of funding sources but not forecast expenditure.

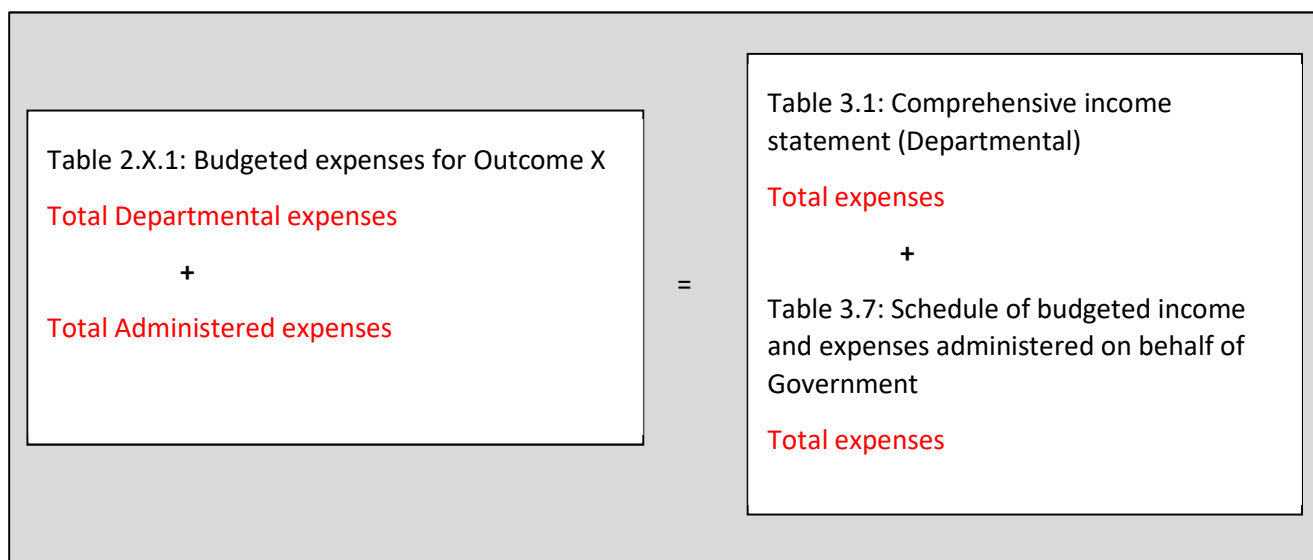
10.5.1 Minimum reporting requirements

- At a minimum, there should be a *Table 2.X.1* for each outcome delivered by an entity (where X is “1” for Outcome 1, “2” for Outcome 2, etc).
- The total budgeted expenses for all outcomes reported in *Table 2.X.1* must equal the aggregate of total Departmental and Administered expenses included in the *Comprehensive income statement (Table 3.1)* and *Schedule of budgeted income and expenses administered on behalf of government (Table 3.7)*.
- Total expenses shown in *Table 2.X.1* should reconcile to program and outcome expenses captured in CBMS.
- Where amounts are drawn down from an annual or special appropriation and credited to a special account, please ensure that the expenses are not double counted, for example, by only showing the final expenses against the special account rather than the annual

appropriation. Entities may wish to include a footnote describing such transfers at a program-level.

- For portfolio departments, payments made to corporate entities should be disclosed as a separate line item under the relevant outcome and program.
- Entities are to report on the costs of delivering specific, administered programs – these are referred to as program support. As program support will typically include an apportionment of corporate/overhead expenses (in addition to direct costs), a reliable and consistent allocation methodology should be used by entities to produce accurate information.
- Expenses deemed to be “program support” are likely to be recorded against the “Other Departmental” program in CBMS. Where these expenses are apportioned as “program support”, entities should ensure that estimates presented in the Outcome expense tables overall reconcile to the data in CBMS.
 - “Other Departmental” must not be used as a program name in the PB Statements. For CBMS programs named as “Other Departmental”, these should be reported in the PB Statements as either:
 - “program support” or
 - where the entity only has one program and that funding covers all functions of the entity, against the entity’s name (i.e. the Productivity Commission reports under a single program titled “Productivity Commission”)
- Where relevant, entities may wish to include a footnote to relevant tables explaining that the allocation of departmental expenses to programs is notional only and based on attribution models maintained by entities.

A summary of the relationship between *Table 2.X.1* and the income statements is provided below:



10.5.2 Interest and depreciation of Right-of-Use (RoU) assets reported as part of departmental appropriation expenses

There are three main leasing components that are required to be calculated and included in *Table 2.X.1*.

The following leasing components will be included in the Departmental appropriation expenses line:

1. **interest on RoU assets** - as the account is reported as part of the Comprehensive Income Statement this needs to be reported as part of the 'Departmental appropriation expenses'
2. **depreciation / amortisation of RoU asset** - for *Non-Corporate Commonwealth entities* who receive a DCB, depreciation expenses between RoU assets and Non-RoU assets will need to be split. Non-RoU depreciation will still be reported as Expenses not requiring appropriation and the RoU depreciation included as part of the entity's Departmental appropriation expenses.

Corporate Commonwealth Entities that are funded for depreciation, should report Depreciation/Amortisation of RoU assets in their program table as part of their Departmental appropriation expenses.

3. **credit applied to rental / supplier expenses** – when entities transitioned to the new standard AASB 16 *Leases*, they were required to reduce their rental / supplier expenses to offset the Interest on RoU and Principal Repayment components of leases that had previously been expensed as operating leases. As appropriations have not changed and Depreciation on RoU assets is a new program expense item, the components of the program expense table will need to be adjusted to reduce the impact that leases has on the Departmental appropriation expenses line item.

Since the introduction of the current version of AASB 16 *Leases*, the appropriation expenses reported by the *Table 2.x.1 Budgeted expenses for outcomes* should generally match total expenses as reported in the comprehensive income statement (when all outcomes are aggregated).

Under the new standard, the principle repayments are reported through the balance sheet and cash-flow statement with the deficits and surpluses reported in an entity's income statement correlating with the non-funded RoU assets depreciation expenses.

This means the most consistent way to report Depreciation on RoU Assets across government will be to include this line-item as part of *appropriation expenses* rather than *expenses not requiring an appropriation* as reported in *Table 2.x.1 Budgeted expenses for outcome X*, as entities are still appropriated for the rental expenses/payments through appropriation Bill 1 ordinary annual services.

Note: entities may notice that the entity's comprehensive income statement results in deficits reported in the first half of the lease's life with the surpluses reported in the later half.

An illustrative example is provided below to demonstrate how to calculate depreciation appropriation expenses.

The text highlighted in *pale Yellow* and in *pale Blue* below are intended to show how the Departmental appropriation expenses line item is derived, they are not intended to be published as distinct separate line-items in the program table.

Program Table 2.x Budgeted expenses by outcome					
	2021-22 Estimated Actual *	2022-23 Budget	2023-24 Forward estimated expenses	2024-25 Forward estimated expenses	2025-26 Forward estimated expenses
	\$000`	\$000	\$000	\$000	\$000
Program 1.x (insert program name here)					
Departmental expenses					
Departmental appropriation expenses *	5,770	6,010	6,100	6,285	6,453
<u>Consists of:</u>					
Other Expenses	5,750	6,000	6,100	6,300	6,477
Interest on RoU a/c (2422020)	16	14	12	10	8
Depreciation on RoU assets	380	380	380	380	380
Credit applied to rental supplier expenses (rental payments)	-376	-384	-392	-405	-412
s74 External Revenue	30	30	30	30	30
Expenses not requiring appropriation in the Budget Year	100	100	100	100	100
<u>Consists of:</u>					
Other Depreciation	100	100	100	100	100
Departmental program expenditure	5,900	6,140	6,230	6,415	6,583
* Reporting as per the new accounting standard AASB 16 Leases came into effect for Commonwealth entities from 1 July 2019.					

Source of information

CBMS may not be able to provide disaggregated data at a level to provide budgeted expenses by program (required for the tables in Section 2 of the document). If this is the case, entities will need to source this data from their FMIS.

The system generated reports are located at:

- [Reports](#) → [CBMS Reporting](#) → [Statutory Reports](#) → [PBS](#) → [PBS.T2.1 Budgeted Expenses for Outcomes](#).

The **Expenses not requiring appropriation in Budget year** line is to be used by entities where there is a government policy not to fund those expenses within the year; where the funding has been provided in a prior year but the expense will be incurred in the current year; or where the expenses reflect the usage of services provided free of charge.

- For example, depreciation expenses which the government has provided a separate capital budget/Collection Development Acquisition Budget should be shown in this line, along with

expenses associated with audit services provided by the Australian National Audit Office, and non-cash expenses for which the entity has received operating loss approval.

- Items which do not or will not involve a cash flow impact (such as bad debt expenses) are also considered “expenses not requiring appropriation”.

ASL figures across all outcomes should be discussed with Finance (see section [14 Contacts](#)) and match the figures to be published in BP No. 4 and at the bottom of *Table 1.1: Entity resource statement*. Please refer to the latest Finance guidance on ASL for more information on ASL reporting.

Information on **Movements of Funds** should be sourced from approved movement of funds requests (as detailed in correspondence from the Finance Minister) and/or adjustments in CBMS against the reason code “Movement of Funds”.

For information on the Movement of Funds process, please contact your AAU.

10.6 Program components

The template for the *Program components* table can be found in the “*Table 2.X Department of Finance (Finance) and Australian Electoral Commission (AEC) are required to prepare a 2021-22 PAES. 2 Program Components*” tab of the Excel Tables workbook ([Attachment B](#)).

Entities are not required to provide reporting below the program level.

Program component reporting is a subset of program-level reporting, and program components can be funded through administered and departmental appropriations. If entities choose to provide program components, these should be clearly identified as components and not described as a program. An example of a program component that an entity chooses to report on could be an item of special public interest or political sensitivity.

Should entities choose to report on program components, a program component expense table should be provided for all programs with more than one component. The full program expenses must still be shown in *the Budgeted expenses by Outcome X Table (Table 2.X.1)*. The itemised sub-set of expenses is then provided for each relevant program component. Sub-program expenses must reconcile with the relevant program total.

10.7 Overview of table 2.X.3 – performance information

The template for *Table 2.X.3* can be found in the Word template ([Attachment C](#)).

On 8 December 2021 the Finance Secretary issued a new Finance Secretary Direction - Requirements for Performance Information included in Portfolio Budget Statements (the Direction). This has practical effect from the 2022-23 Budget.

As a result *Table 2.X.3* has been amended to take account of the new Direction. The opportunity was also taken to provide greater clarity of the reporting periods covered in *Table 2.X.3* and to provide an updated introductory statement to *Table 2.X.3* which explains the relationship between the PB Statement and the entity’s corporate plan. Finance encourages entities to use

the Table 2.X.3 template to ensure that the requirements of the Direction are met and that Parliament is provided with performance information in a consistent and comparable manner.

10.7.1 Introductory Statement

Table 2.X.3: Performance measures for Outcome X

Table 2.X.3 details the performance measures for each program associated with Outcome X. It also provides the related key activities as expressed in the current corporate plan where further detail is provided about the delivery of the activities related to the program, the context in which these activities are delivered and how the performance of these activities will be measured. Where relevant, details of 2022-23 Budget measures that have created new programs or materially changed existing programs are provided.

Table 2.X.3

Outcome X – Repeat relevant outcome statement for Outcome X		
Program X.X- Program name		
<i>Brief description of Program X.X (objective & how it contributes to delivering Outcome X)</i>		
Key Activities (a)	Key activities reported in the current corporate plan that relate to this program.	
Year	Performance measures	Expected Performance Results
Prior year 2021-22	<i>Performance measures for 2021-22 described in 2021-22 Portfolio Budget Statements</i>	<i>Actual performance results against measures for 2021-22 as described in 2021-22 Portfolio Budget Statements.</i>
Year	Performance measures	Planned Performance Results
Budget Year 2022-23	<i>Measures for assessing performance in 2022-23</i>	<i>Insert description of planned performance results in 2022-23.</i>
Forward Estimates 20223-26	<i>Measures for assessing performance over the forward estimates</i> [Note – if the same measures as 2022-23, use “As per 2022-23”]	<i>Insert description of planned performance results over the forward estimates.</i>
Material changes to Program X.X resulting from 2022-23 Budget Measures:		

- (a) Insert footnote if key activities have been updated since the 2021-22 Corporate Plan (for example, a form of words similar to “Refers to updated key activities that will be reflected in the 2021-22 Corporate Plan”).
- (b) New or modified performance measures that reflect new or materially changed programs are shown in italics. Where new programs are established in the 2022-23 Budget, all of the performance measures related to that new program need to be shown

Table 2.X.3 also includes a list of new Budget measures in 2022-23 that either create new programs or materially impact on existing programs (in addition to the list of Budget measures in Table 1.2). Advice on assessing whether a new Budget measure impacts on an existing program and how to account for these impacts in Table 2.X.3 is provided below.

10.7.2 Program title and brief description

The program titles inserted in *Table 2.X.3* should be the same as they appear in CBMS for the relevant program.

Program titles should be followed by a brief description that includes the:

- objective of the program (i.e. the difference it aims to make, the intended results etc)
- contribution it makes to achieving Outcome X (or why Outcome X cannot be delivered successfully without the program).

Program descriptions should be concise. For example, Program 1.1: Sydney Harbour Federation trust in their 2020-21 PB Statements:

Program 1.1 –“To manage emblematic lands around Sydney Harbour, preserve their natural and cultural heritage and foster and promote them as place of leisure, enjoyment and interest for all Australians.”

In this example, it is clear that the objective of Program 1.1 is to manage emblematic lands around Sydney harbour to achieve the outcome of providing places of leisure, enjoyment and interest for all Australians.

Another example, Program 2.2: Workplace support in the Attorney-General’s Department’s 2021-22 PB Statements:

- Program 2.2 –“Deliver policies and programs that foster fair, productive and safe workplaces of all sizes, including through:
 - the Fair Entitlements Guarantee program
 - the Office of the Federal Safety Commissioner
 - Australia’s membership of the International Labour Organization
 - support for the Coal Mining Industry (Long Service Leave) Corporation
 - holding funds for the Protected Action Ballots Scheme.

In this example, it is clear that the objective of Program 2.2 is deliver policies and programs to achieve the outcome of fostering fair, productive and safe workplaces of all sizes.

10.7.3 Key Activities

Entities should enter the Key Activities reported in the current corporate plan that each program associated with each Outcome X relates to. This provides a more precise clear read between the PB Statement and the corporate plan. There is no need to provide full detail of the key activities in the PB Statement, the title of the key activities will suffice.

The current corporate plan is the corporate plan that is in place when the PB Statement is tabled in Parliament. For the 2022-23 Budget, the current corporate plan is the 2021-22 corporate plan.

Where entities report new or materially changed programs resulting from 2022-23 Budget measures, there may be a need to update or create related key activities. If key activities are introduced or altered in the 2022-23 PB Statement, a footnote to the table would explain this and the 2022-23 corporate plan would reflect the new or altered key activities.

For further information on key activities refer to [corporate plans for Commonwealth entities \(RMG 132\)](#).

Identifying material changes

When assessing if there is a material change to the delivery of a program, entities should consider if the following has happened:

- the objective or intended impact of the program has changed
- the key activities through which the program is delivered have substantially changed
- the target group has changed.

Changes in funding for a program alone do not constitute a material change for the delivery and related performance information.

Example – what is a material change to a program

Consider the example of a program to dissuade young people from taking up smoking:

- if program funding is increased for an anti-smoking advertising campaign targeting school-aged children, but the mode of delivery and the target group remain the same, this is not regarded as a material program change
- however, if the program is changed to substitute advertising with an anti-smoking program in school curricular, this would be considered a material program change. While the target group and object of the program remain the same, the delivery mechanism has changed.

10.7.4 Performance measures

Entities should enter performance measures in *Table 2.X.3* for each program associated with each Outcome X.

The Finance Secretary Direction under subsection 36(3) of the PGPA Act requires there to be at **least one high-level performance criterion** for each program.

Performance measures, associated targets (where it is reasonably practicable to set a target) and expected date of achievement (where relevant) included in *Table 2.X.3* indicate how an entity will measure and assess progress towards achieving a program's objectives.

Entities should include the following performance information for the following reporting periods:

- **2021-22** (*Last Budget Year/Prior Year*) – Actual performance results against measures, for 2021-22 described in 2021-22 PB Statements. Associated targets and expected dates of achievement are reported where these are relevant.
- **2022-23** (*New Budget Year*) Planned Performance Results - a description of what measures, will be used to assess whether a program delivers its objectives in 2021-22. Associated targets and expected dates of achievement are reported where these are relevant.
- **2023-24 and beyond** (*Forward Estimates*) Planned Performance Results – a description of what measures will be used to assess whether a program delivers its objectives for each year

of the forward estimates (i.e. 2023-24, 2024-25 and 2025-26). Associated targets and expected dates of achievement are reported where these are relevant.

If the performance measures and associated targets (where appropriate) for 2022-23 and beyond are the same, entities may wish to describe them “as per 2021-22” in the forward year columns to avoid duplicating text.

Associated targets

The *PGPA Rule 2014* (subsection 16E (2) Item 5) requires performance information to include targets where it is reasonably practicable to set a target. If it is not considered reasonably practicable to set a target for a particular performance measure, this should be explained in the PB Statements. This may be done in the body of *Table 2.X.3* or as footnote to the table.

Expected date of achievement

As many programs are ongoing, it is not practicable to report an expected date of achievement. If this is the case, this should be explained in the PB Statements. This may be done in the body of *Table 2.X.3* or as footnote to the table.

Characteristics of performance measures

Subsection 16EA of the *PGPA Rule 2014* sets out the characteristics of performance measures.

Entities should reference guidance in [developing good performance information \(RMG 131\)](#) when developing performance measures.

Achieving a “clear read”

The performance measures reported in *Table 2.X.3* should be developed in the context of performance information in corporate plans, annual performance statements and any other public reporting under legislation or required by government. The new requirement to report key activities in the current corporate plan that each program relates to will assist in achieving a clear read.

A clear read across reporting documents allows performance information in different places — and at different levels of granularity — to be combined to provide a reader with a clear understanding of an entity’s planned and actual performance.

10.7.5 Presentation of new or modified performance measures

If there is a new program introduced or material changes made to existing programs as a result of budget measures in the 2022-23 Budget, two references need to be included in *Table 2.X.3*:

- performance measures that have been modified or added should be presented underlined and in *italics* in the Performance Measures section of *Table 2.X.3* for the relevant program
- reference should be made to the budget measure that has materially changed the program in the material change section of *Table 2.X.3* (suggested wording is provided in the template at section four).

11. Budgeted financial statements

The budgeted financial statements section of the PB Statements provides financial information on the entity's operations over the budget and three forward years. The budgeted financial statements also include estimated actual information for the current financial year.

Section 3 also provides a linkage between an entity's forecast resources and its forecast expenditure in achieving its outcomes.

Readers are also able to compare information in the Budgeted financial statements to the financial statements published in an entity's annual report to form a view on the financial performance of the entity.

Entities should, to the extent possible, apply the same accounting assumptions and processes when preparing their Budgeted financial statements that they expect to use in preparing their 2022-23 financial statements.

Entities should refer to the [Public Governance, Performance and Accountability \(Financial Reporting\) Rule 2015, the RMG 125 and PRIMA](#) when preparing their budgeted financial statements.

For administered financial statements, entities should not report an administered appropriation receivable balance. This is consistent with Division 4 of the Financial Reporting Rule available in the link above.

Information in the budgeted financial statements should be sourced from CBMS, with the exception of the Impact of Net Cash Appropriation Arrangements note in *Table 3.1* and the certain sections of the *Capital Budget Statement (Table 3.5 and 3.10)* and *Asset Movement Table (Table 3.6 and 3.11)*.

11.1 Tables constituting the budgeted financial Statements

The following tables form part of the budgeted financial statements for both Departmental and Administered appropriations.

Departmental

- *Table 3.1: Comprehensive income statement (showing net cost of services) for the period ended 30 June*
- *Table 3.2: Budgeted departmental balance sheet (as at 30 June)*
- *Table 3.3: Departmental statement of changes in equity – summary of movement (Budget year 2022-23)*
- *Table 3.4: Budgeted departmental statement of cash flows (for the period ended 30 June)*
- *Table 3.5: Departmental capital budget statement (for the period ended 30 June)*
- *Table 3.6: Statement of departmental asset movements (Budget year 2022-23).*

Administered (where applicable):

- *Table 3.7: Schedule of budgeted income and expenses administered on behalf of government (for the period ended 30 June)*
- *Table 3.8: Schedule of budgeted assets and liabilities administered on behalf of government (as at 30 June)*
- *Table 3.9: Schedule of budgeted administered cash flows (for the period ended 30 June)*
- *Table 3.10: Schedule of administered capital budget statement (for the period ended 30 June)*
- *Table 3.11: Statement of administered asset movements (Budget year 2022-23).*

Entities are reminded of the importance of maintaining internal documentation in order to substantiate the basis of the estimates included in the PB Statements. Appropriate documentation includes CBMS reconciliations, CFO sign-offs and Budget allocation authority. Entities also are reminded that PB Statement numbers must reconcile with those in CBMS.

Entities are reminded of [AASB 1055 Budgetary Reporting](#) requirements, refer to section [5.2.2 Link between budgetary and financial reporting](#).

Source of information

System generated Section 3 PB Statement tables for the Budgeted Financial Statements can be generated directly from CBMS through:

- [Reports](#) → [CBMS Reporting](#) → [Statutory Reports](#) → [PBS](#) → [Table 3.1 etc.](#)
- [User Support](#) → [CBMS User Reference Material](#) → [Reference Material](#) → [CBMS](#) → [Annual Estimates](#) → [PBS & PAES Mappings](#).

Entities are encouraged to use these reports and become familiar with their use to improve entity processes in checking and completing their PB Statements tables.

Entities must use the Excel templates in [Attachment B](#) to prepare their PB Statements document for publication.

The following report contains transaction-level and can be used to cross-check / verify data sourced from other reports:

- [Reports](#) → [CBMS Reporting](#) → [Operational Reports](#) → [Estimates](#) → [Annual Estimates](#) → [AE.OR.13 Annual Estimates Detail Listing AEIFRS Report \(PBF\)](#).

11.2 Departmental comprehensive income statement (showing net cost of services)

The template for the Departmental comprehensive income statement (showing net cost of services) table can be found in the *Table 3.1* tab of the Excel Tables workbook (available from CBMS User Reference Material in CBMS).

This statement depicts the entity's estimated income and expenses in relation to its departmental operations over the financial year.

Source of information

Information for these tables should also be sourced and cross-checked from the following CBMS operational reports:

- [Reports](#) → [CBMS Reporting](#) → [Operational Reports](#) → [Estimates](#) → [Annual Estimates](#) → [AE.OR.01 Annual Estimates Financial Statements](#)

That all Account Hierarchies should be expanded (by right clicking on one of the Account Hierarchy items and selecting [Hierarchical Navigation](#) → [All](#) → [Expand all](#) hierarchies) prior to downloading reports.

- [Reports](#) → [CBMS Reporting](#) → [Operational Reports](#) → [Estimates](#) → [Annual Estimates](#) → [AE.OR.02 Annual Estimates and Equity Report](#)
- [Reports](#) → [CBMS Reporting](#) → [Operational Reports](#) → [Estimates](#) → [Annual Estimates](#) → [AE.OR.06 Capital Budget Statement Report](#).

In preparing the “Note: Impact of Net Cash Appropriation Arrangements”, refer to [Commonwealth entities financial statements guide \(RMG 125\)](#) from which figures should be shown in the “Depreciation/amortisation expenses previously funded through revenue appropriations” line.

11.3 Budgeted departmental balance sheet

The template for the Budgeted departmental balance sheet table can be found in the *Table 3.2* tab of the Excel Tables workbook (available from User Reference Material in CBMS).

All references to reports hereunto can be sourced from *User Reference Material* in CBMS.

This statement depicts the entity's estimated assets and liabilities in relation to its departmental operations at the end of the financial year.

Source of information

The following report from CBMS should be used to prepare *Table 3.2*:

- [Reports](#) → [CBMS Reporting](#) → [Operational Reports](#) → [Estimates](#) → [Annual Estimates](#) → [AE.OR.01 Annual Estimates Financial Statements](#).

Select “Departmental” as the control type and go to “Program View”.

11.4 Departmental statement of changes in equity

The template for the Departmental statement of changes in equity table can be found in the “Table 3.3” tab of the Excel Tables workbook.

This statement depicts the forecast movement in the entity's equity position over the financial year (i.e. the change in the government's ownership interests in the entity).

Source of information

The following report from CBMS should be used to prepare *Table 3.3*:

- [Reports](#) → [CBMS Reporting](#) → [Operational Reports](#) → [Estimates](#) → [Annual Estimates](#) → [AE.OR.02 Annual Estimates and Equity Report](#).

Select "2022-23" as the financial year and "Departmental" as the control type.

11.5 Budgeted departmental statement of cash flows

The template for the Budgeted departmental statement of cash flows table can be found in the *Table 3.4* tab of the Excel Tables workbook.

This statement depicts the entity's estimated cash flows over the financial year.

Source of information

The following report from CBMS should be used to prepare *Table 3.4*:

- [Reports](#) → [CBMS Reporting](#) → [Operational Reports](#) → [Estimates](#) → [Annual Estimates](#) → [AE.OR.01 Annual Estimates Financial Statements](#).

Select "Departmental" as the control type and look up "Program View".

11.6 Departmental capital budget statement

The template for the Departmental capital budget statement table can be found in the *Table 3.5* tab of the Excel Tables workbook.

This statement outlines the entity's capital appropriations that will be provided through Appropriation Bills (No.1 and 2) and the purpose for which they were provided (either to purchase assets, or for departmental supplementation), compared to their forecast capital expenditure.

Source of information

The following report from CBMS should be used to prepare *Table 3.5*:

- [Reports](#) → [CBMS Reporting](#) → [Operational Reports](#) → [Estimates](#) → [Annual Estimates](#) → [AE.OR.06 Capital Budget Statement Report](#).

Select "Departmental" as the control type.

Information to be included in the "Reconciliation of cash used to acquire assets to Asset Movement Table" should be sourced from the cash flow statement (*Table 3.4*) and the entity's FMIS.

11.7 Departmental statement of asset movements

The template for the Departmental statement of asset movements table can be found in the *Table 3.6* tab of the Excel Tables workbook.

This statement outlines the movements in the entity's asset holdings, such as the acquisition of new or replacement assets, disposals, revaluations or depreciation.

This statement now includes new line items dealing with AASB 16 *Leases* (RoU Assets).

Source of information

The following report from CBMS should be used to prepare *Table 3.6*:

- [Reports](#) → [CBMS Reporting](#) → [Operational Reports](#) → [Estimates](#) → [Annual Estimates](#) → [AE.OR.02 Annual Estimates and Equity Report](#).

Select "2022-23" as the financial year and "Departmental" as the control type.

Information to be included in the "Estimated expenditure on new or replacement assets" should be consistent with information included in an entity's Departmental Capital Management Plan and information contained in their FMIS.

11.8 Administered financial statements (Tables 3.7 to 3.11)

The templates for the Administered financial statements (*Tables 3.7 to 3.11*) tables can be found in the Excel Tables workbook.

These statements describe the resources managed by the entity on behalf of the government and the public.

Source of information

Information for these tables should be sourced by running the same CBMS reports as *Tables 3.1 to 3.6* (see sections [11.2 Departmental comprehensive income statement \(showing net cost of services\)](#) to [11.8 Administered financial statements \(Tables 3.7 to 3.11\)](#)) but changing the control type to "Administered".

The "net cash appropriation arrangements" note does not apply to *Table 3.7*: Schedule of budgeted income and expenses administered on behalf of government, even though it may appear on the CBMS report.

12. Related issues

12.1 Machinery of government changes

Transfers of appropriations under section 75 of the PGPA Act as a result of MoG changes must be reported in PB Statements and/or PAES.

Where section 75 transfers have not been agreed in time to be reported in the PB Statements, entities should note in their PB Statements that further details of the MoG changes will be reported in the next budget statement (i.e. PAES).

Affected entities should use explanatory footnotes to provide more detail and context wherever MoG changes apply.

Further [information on implementing MoG changes](#) can be found on the Australian Public Service Commission's website.

12.1.1 Entity resource statement (Table 1.1)

The Entity Resource Statement explains by way of footnote for each affected entity the resourcing impact of functions that are gained and/or transferred, and from/to which entity it was transferred.

The Third Party payments section should also reflect functions transferred between portfolios. Entities should include a footnote describing the changes and the amounts transferred.

Gaining entities

These are entities that gain functions under MoG changes.

- The **2021-22 Estimated Actual** column should reflect all the resources available to the entity, **including** resourcing for those functions it has gained
 - where the MoG changes occur part-way through a financial year, the gaining entity should only show those resources available from the agreed date of effect of the MoG changes onwards.
- Entities should include a footnote to *Table 1.1* detailing the effects of the MoG changes.

Transferring entities

These are entities that transfer functions under the new MoGs.

- The **2021-22 Estimated Actual** column should reflect all the resources available to the entity, **excluding** those functions it has lost
 - where the MoG changes occur part-way through a financial year, the transferring entity should only show those resources available up to the agreed date of effect of the MoG changes
- Entities should include a footnote to *Table 1.1* detailing the effects of the MoG changes.

12.1.2 Outcome information

Entities should describe any changes to outcome and program structures as a result of MoG changes to Section 2 of their PB Statements, including information on functions/entities transferred and to/from whom.

- Outcome statements presented must be those approved by the Finance Minister and program names/structures must be those approved by Finance and as reported in CBMS.
- An optional template for showing outcome and program changes is included in the *Table 2 optional* tab of the Excel Tables workbook (available from CBMS User Reference Material in CBMS). Entities may choose to show outcome and program changes in an alternative table or pictorial format – the presentation chosen will depend on the scope of the changes.
- Further information on reporting MoG changes in financial statements can be found at:
 - Commonwealth entities financial statements guide (RMG 125)
 - Reporting requirements following machinery of government changes (RMG 119)
 - Accounting for machinery of government changes (RMG 118).

12.1.3 Budgeted financial statements

Entities' financial statements should reflect the financial impact of functions/activities/programs transferred.

- Gaining entities should report the financial impact of the MoG changes from the agreed date of transfer onwards.
- Transferring entities should report the financial impact of the MoG changes up to the agreed date of transfer.

12.1.4 Other important information

Subsequent MoG changes following the PB Statements

MoG changes can be announced at any time. This can be after the preparation of the Appropriation Bills has commenced or after the PB Statements have been completed but not yet tabled in Parliament.

If changes are announced so close to the presentation of Appropriation Bills to Parliament that neither the Bills nor the budget statements can reflect the announced changes, these should be explained in the next budget statements (i.e. PAES) and subsequently in the entity's annual report.

Program and outcome changes

Changes to outcomes and programs cannot be reflected in the PB Statements until the requisite approval from the Finance Minister and/or Finance (depending on the change) has been received.

For further information on the policy and approval process for outcome and program changes refer to section [10.3 Outcome statements](#).

13. Working with the templates

13.1 Saving the files

Do not open and save the files. Use your email program to save the attachments. For example, using Outlook 2016:

1. select the email containing the attachments
2. click File and select Save Attachments.

13.2 Excel table specifications

The Excel Tables have been formatted to B5 size. Should you need to reformat any of the tables, please use the following specifications below. Should a decision be taken to revise the following requirements, separate advice will be provided to Portfolio Coordinators.

Font name	Arial	
Font size	8 pts (colour = Black not automatic)	
Height/width dimensions Portrait tables	Width 13.6 cm (13 cm in a shaded cell) Height 21 cm	
Landscape	Width 21 cm Height 13.6 cm	
Row height Text and numbers in the body of table (8pt font size)	Set row height to 11.25 pts (Table Row Height button on the Treasury ribbon)	
If you need to squeeze a table onto one page, you can reduce the font size in the table to 7.5 pts. Fonts cannot be reduced any smaller than 7.5 pts.	Set row height to 10.5 pts	
Table cell alignment	Horizontal	Vertical
Text	Left align	Centre
Numbers (use ROUND function)	Right align	Centre
Braced column headings	Centre	Centre
Borders	Colour = Black, hairline weight (first option in list, not the default) (Apply Table Border button on the Treasury ribbon)	
Column width	Be consistent particularly if there are similar tables on the one page	
Blank columns and rows Columns To separate columns where braced headings have been used	Set column width to .5 Remove the bottom border for blank columns (see example table 1)	
Rows	Set row height to 3 pts (Table Row Height button on the Treasury ribbon)	

Please use minimal capitalisation. **Wrap text** if text goes over a column width.

13.2.1 Formatting an existing table to budget standards

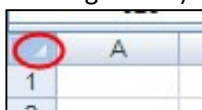
To create an Excel table which fits into a Budget word document's set margins.

Portrait tables

1. in Excel from "Page Layout" ribbon select Page Layout → Margins → Custom Margins
2. click on the "Page" tab, select "Portrait orientation"
3. ensure the Scaling is set to 100% normal size
4. click on the "Margins tab" and set margins to:
 - left and right = 3.7cm
 - top and bottom = 4.3cm
 - landscape tables.
5. in Excel from the "Page Layout" ribbon, select Page Layout → Margins → Custom Margins
6. click on the "Page" tab, select "Landscape orientation"
7. ensure the Scaling is set to 100% normal size
8. click on the "Margins" tab:
 - left and right = 4.3cm
 - top and bottom = 3.7cm.

13.2.2 Setting font and text alignment

1. click the select all button in the upper left corner of the worksheet (where the row and column headings meet)

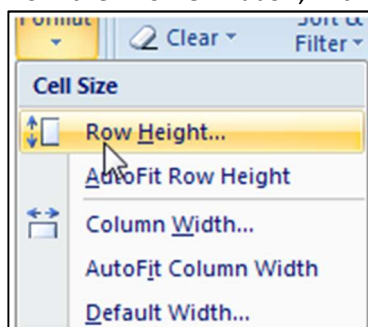


2. from the "Home" ribbon, on the "Font" tab set font to 8 pts Arial
3. select the "Alignment" tab set the Vertical text alignment to "Centre".



13.2.3 Row height

1. select the rows to be adjusted
2. from the “Home” ribbon, in the “Cells” group select “Format” and then “Row height”

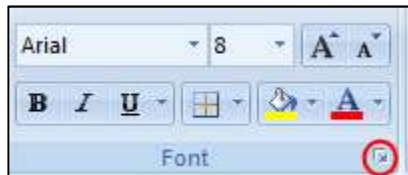


3. enter 11.25 and then click OK.

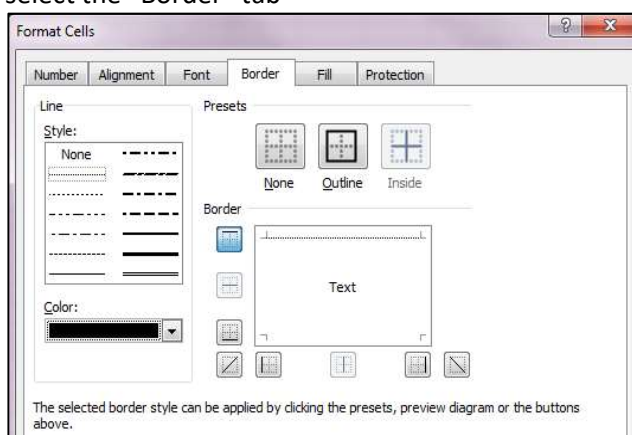
If a table is difficult to fit onto a Word page the row height can be reduced. In Word check the printed page to ensure that numbers and text are not cut off.

13.2.4 Table borders

1. select the row to contain the ruled line
2. from the “Home” ribbon, select the “Font” tab



3. select the “Border” tab



4. select the first weight (first in list) and Colour = Black

Though the line appears to be broken it will appear as solid when linked in Word.

5. click OK.

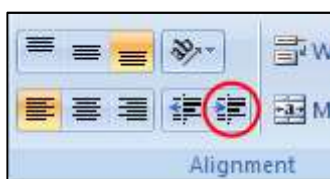
Only apply borders to the row with the description and values, not the row above or below.

13.2.5 Shading

1. select the cells to be shaded
2. select the “Fill” tab from the “Font” group
3. select “More colours”
4. select the “Custom” tab
5. set as: Red – 235, Green – 235 and Blue – 235.

13.2.6 Indenting text

Use the “Right Indent” button to indent text in columns. Do not create a second column to indent text or use spaces to indent text.



13.2.7 Inserting linked excel tables into the word template

The standard practice for preparing Budget documentation is to link tables and charts from Excel into Word. There are a number of reasons for this:

- when the Excel tables are updated, the Word template can be easily updated by pressing the F9 key in Word
- placing a linked object into a document helps to keep the file size smaller. An unlinked object increases the document size
- when you double click on a linked object in Word you cannot open a copy of the Excel workbook (unless you have access to the Excel file).

To insert a linked Excel table into the Word template:

1. in Excel, format the table to budget standards (see page 59)
2. in Excel, select and copy the table

3. in Word, enter the appropriate heading and apply the Table Heading format to the text
4. in Word, select “Paste Special”, choose “Paste Link – Excel Object” and click “OK”
5. in Word, type in the footnotes and other text
6. in Word lock the links by right clicking the linked table and choosing Linked Worksheet Object → Links and then checking the “Locked” tick box, then click “OK”.

To update linked tables

1. in Excel, open the source workbook to update the table
2. to update the table, in Word, right click the table and select Linked Worksheet Object → Links. Uncheck the “Locked” tick box, then select update now, then re-check the “Locked” tick box, then click “OK”
3. if you have not locked the tables, press F9 to update the table in the Word document.

13.3 Preparing the word template for printing

To prepare the Word template for printing, the links to the Excel template should be broken. To break the links:

1. in Word, click the Office button, then “Prepare” and then “Edit Links to Files”
2. for each link listed, click “Break Link”
3. save the file and if required by your publisher, convert to Adobe PDF format for printing.

13.4 Preparing the word template for online publication

In order to prepare the Word template for online publication and to ensure they are web accessible, entities will need to re-paste the Excel tables into the Word document in HTML format:

1. in Excel, select and copy the table
2. in Word, select “Paste Special”, choose “Paste – HTML Format” and click “OK”
3. save the file. It is now ready for conversion into Adobe PDF or HTML format by your Web Publishing area.

13.5 Web accessibility requirements

Entities must ensure web content published on government websites meets the mandatory accessibility standard ‘Web Content Accessibility Guidelines Version 2.0’. Details of the standard and associated policy advice can be found online at www.stylemanual.gov.au/user-needs/accessibility-and-inclusion.

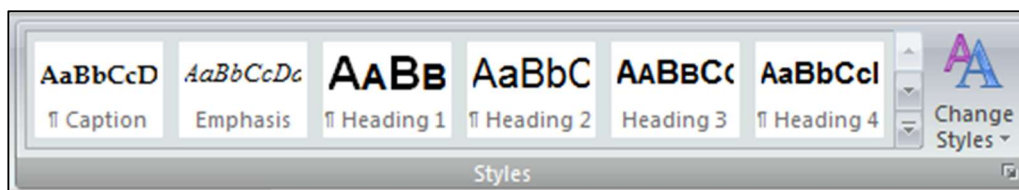
The tables for the PB Statements have been reformatted to improve accessibility for users with a disability. Changes to improve the accessibility of the tables include:

1. removal of blank cells and rows so text-to-speech reader software can read tables
2. wrapping text so that entire phrases, titles or sentences appear in the one cell, rather than being split over several lines
3. using “soft returns” in cells so headings in the electronic version can be read by text-to-speech reader software but headings are formatted correctly in the printed version and more consistent capitalisation so sighted users can differentiate between new cells versus new lines within a cell/row.

13.5.1 Guide to making accessible soft copy documents

Entities are responsible for making their documents accessible and it is recommended entities contact their publishing or web-publishing teams early to ensure requirements are met.

1. content structure — use styles:
 - using styles such as heading types, bullet point lists and numbered lists makes it easier for users with disabilities to navigate through a document
 - use the styles that are available on the Office ribbon under the Home tab or through the Styles window (Alt + Ctrl + Shift + S) (i.e. Heading 1, Heading 2, Heading 3, Heading 4, Normal etc)



- use heading styles to apply a logical structure to your document. Headings will allow screen reader users to navigate through the page easily and will make the page more usable for everyone. Use the Outline view to see the hierarchy of styles
 - do not skip any heading level — this may affect the logical reading order of the document when used by a screen reader
 - make a page break to move text to the next page to ensure there is no blank space for screen reader audio.
2. alternative text:
 - charts and images all need to have alternative text, this text will be read by a screen reader in a Word file and will remain intact when exported to HTML or PDF
 - entities must provide an alternative text (ALT text) description for all non-text objects and should communicate the essential content of the image as efficiently as possible
 - to enter in ALT text right click on the image, select Format Picture/Shape and then select the ALT text tab to enter in the title and description.
 3. use the accessibility checker:
 - Word 2016 offers an “Accessibility Checker” to review your document against a set of possible issues that users with disabilities may experience in your file:
 - select File → Info

- select 'Check for Issues' → 'Check Accessibility'.
4. convert Word documents to tagged PDF files
- Microsoft Office 2016 allows you to create tagged PDF files. If you want to verify the accessibility of the PDF or edit the tags that are created, you will still need Acrobat Professional (your web team can help).
 - select File → Save As
 - under 'Save as' type: select PDF, before you save the file, select 'Options' and ensure that the 'Document structure tags for accessibility' option is selected.
5. making Excel tables accessible
- because of the complex nature of the Budget tables, it's difficult to make them accessible using Microsoft Office 2016 features. There are two options to make this content available - entities can either make the data behind the tables available on their website or they can convert the Excel tables to Word.
 - portfolios may also wish to include a link on their website to www.data.gov.au, where most PB Statement financial tables will be available in Excel format following tabling of the PB Statements in Parliament.

14. Contacts

14.1 Department of Finance

In the first instance, entities should contact their AAU for enquiries.

For guidance on the preparation of the PB Statements (including publication on data.gov.au but excluding performance reporting), entities can contact the **Accounting Framework and Capability Support Team** by:

- by email budget_framework@finance.gov.au (emails rated up to Protected)

For guidance on **Performance Information** and annual performance statements (Section 2 of the PB Statement excluding *Table 2.x.1* and *2.x.2*), corporate plans and annual reports entities should contact the:

- PGPA and Digital Reporting Branch by email PGPA@finance.gov.au

For guidance on the production of the **Appropriation Bills**, the CFO sign-off process and outcome changes, entities should contact:

- the Annual Appropriation Team by email annual.appropriations@finance.gov.au.

For queries regarding **ASL reporting**, should contact their AAU with all enquiries.

14.2 Treasury

Treasury sets formatting standards for PB Statement templates and uploads PB Statements links to www.budget.gov.au. Treasury also coordinates the Budget lock-up at Australian Parliament House and undertakes budget coordination activities at the agency level.

Key Treasury contacts:

- general budget communications queries budgetcommunications@treasury.gov.au
- design and formatting creativeservices@treasury.gov.au
- budget website budget-website@treasury.gov.au

The Treasury Budget Communications Team can also be reached by 02 6263 3788

14.3 CanPrint

CanPrint is the preferred printer for BPs and PB Statements. If printing is carried out 'in-house' or with another printer, entities must liaise with Finance to ensure that cover stock, colour and text is consistent with all other portfolios.

It is the responsibility of each portfolio departments to arrange the printing and secure freighting of their PB Statements.

Contact details for CanPrint Communications Pty Ltd are:

Canprint Communications Pty Ltd

16 Nyrang Street
Fyshwick, ACT 2609

14.4 Senate Table Office

The **Senate Table Office** receives deliveries from entities of PB Statements for the Senate, House of Representatives, Budget lockup and the Parliamentary Library. Their contact details are:

- documents officer 02 6277 3037
- email table.docs@aph.gov.au
- address: Room SG 25
Department of the Senate
Parliament House
Canberra, ACT 2600

15. Glossary of terms

Activities

The actions/functions performed by entities to deliver government policies.

Actual available appropriation

The Actual Available Appropriation indicates the total appropriations available to the entity for 2021-22 as at the 2022-23 Budget. It includes all appropriations made available to the entity in the year (+/- section 75 transfers, AFM, withholdings under section 51 of the *Public Governance, Performance and Accountability Act 2013* and other administrative quarantines made by Finance). It is to be the same as the comparator figure included in the Appropriation Bills, and as such provides a comparison with the appropriation proposed for the budget year.

Administered item

Administered items are usually those managed by an entity on behalf of the government. Entities do not have control over these items, which are normally related to activities governed by eligibility rules and conditions established by the legislation (for example, grants, subsidies and benefit payments).

This funding is not at the discretion of the entity and any unspent appropriation is returned to the Consolidated Revenue Fund (CRF) at the end of the financial year. An administered item is a component of an administered program. It may be a measure but will not constitute a program in its own right.

Administrative Arrangements Order

Administrative Arrangements Orders (AAOs) specify firstly, the subject matters, and secondly, the legislation dealt with by particular government departments.

Agency advice unit

Advisers within the Budget and Financial Reporting Group, Finance that analyse expenditure trends of entities, agree costings of Policy Proposals, validate entities' program estimates and advise entities on financial and budget matters.

Appropriation

An amount of public money the Parliament authorises for spending (i.e. funds to be withdrawn from the CRF). The Parliament makes laws for appropriating money under the Annual Appropriation Acts and under Special Appropriations, with spending restricted to the purposes specified in the Appropriation Acts.

Appropriations and cash management module

A module of the CBMS from which entities draw down funds from the CRF.

Australian government organisation register

The AGOR provides information on the function, composition, origins and other details of Australian Government bodies. The scope is based on the characteristics used to describe the 12 main types of bodies identified for classification purposes.

The AGOR dataset forms part of the [Organisation and Appointments Register](#) which supports the front-facing website known as [directory.gov.au](#):

The portfolio departments are responsible for collecting information about the entities and bodies listed. Further information on the [AGOR dataset](#) can also be found on Finance's website at.

Budget Paper 1 (BP No. 1)

Budget Strategy and Outlook. Provides information on the economic and fiscal outlook for the Australian Government, including information on the government's fiscal strategy.

Budget Paper 2 (BP No. 2)

Budget Measures. Provides a description of each budget measure (receipts and payments) by portfolio.

Budget Paper 3 (BP No. 3)

Australia's Federal Relations. Provides information and analysis on Federal funding provided to the States, Territories and local government.

Budget Paper 4 (BP No. 4)

Agency Resourcing. Contains information on resourcing for Australian Government entities (including special appropriations, special accounts and a summary of agency resourcing).

Central budget management system

The Central Budget Management System (CBMS) is the Australian Government's central budget and financial management information system administered by Finance. It contains the Commonwealth's program list and produces the annual Appropriation Bills.

Clear read principle

The Commonwealth Resource Management Framework is designed to support an accountable and transparent public sector by providing the opportunity for the Parliament and the public to make judgements on the performance of Commonwealth entities. To assist readers to form a judgment, reporting by entities should provide a clear linkage (a "clear read") between the allocation and use of public resources, and the results being achieved.

Entities should present information clearly and consistently (and ensure it is reconcilable) between/across reporting documents.

Consolidated Revenue Fund

The principal operating fund from which money is drawn to pay for the activities of the government. Section 81 of the Australian Constitution provides all revenue raised or monies received by the executive government forms one consolidated revenue fund from which appropriations are made for the purposes of the Australian Government.

Contractor

A person engaged by an entity, usually on a temporary basis. Treated as an employee of the entity for the purposes of program performance reporting.

Departmental item

Resources (assets, liabilities, revenues and expenses) that the entity's Accountable Authority controls directly. This includes outsourced activities funded and controlled by the entity. Examples of departmental items include entity running costs, accrued employee entitlements and net appropriations. A departmental item is a component of a departmental program.

Entities

For the purposes of this guidance, this means Commonwealth entities and Commonwealth companies as defined under the PGPA Act that are within the GGS, the High Court of Australia and the Future Fund Board of Guardians.

Estimated actual expenses

Details of the current year's estimated final figures as included in the Budget documentation. As the Budget is generally released in May each year, but the financial year does not end until 30 June, the current year numbers that are used for comparison with Budget amounts can only be estimates.

Expenses not requiring appropriation in the Budget year

Expenses which do not involve a cash flow impact in the Budget year are generally excluded from the calculation of an appropriation. An example of such an event is goods or services received free of charge that are then expensed (i.e. the ANAO) audit services — the ANAO does not charge for audit services however the expense must be recognised). Similarly, bad debts are recognised as an expense but are not recognised for the purpose of calculating appropriation amounts to be sought from Parliament.

Financial management information system

A system that holds the financial information of an entity.

Forward estimates period

The three years following the budget year. For example, if 2022-23 is the Budget year, 2023-24 is forward year 1, 2024-25 is forward year 2 and 2025-26 is forward year 3. This period does not include the (2021-22) or the Budget year (2022-23).

General government sector

A Government Finance Statistics' classification of all entities that are controlled and largely funded by the Australian Government. The GGS provides public services that are mainly non-market in nature and for the collective consumption of the community or involve the transfer or redistribution of income. These services are largely financed through taxes and other compulsory levies, user charging and external funding. This sector comprises all government departments, offices and some other bodies.

Government finance statistics

A reporting framework that is a specialised statistical system designed to support economic analysis of the public sector. It allows for comprehensive assessments of the economic impact of government and is consistent with international statistical standards of the International Monetary Fund and the System of National Accounts.

Intended result

Intended result is a key part of an outcome statement and describes the goal or objective of an entity. The intended result is typically distilled from the government's economic, social, health or environmental policy goals.

Machinery of Government changes

A Machinery of Government (MoG) change occurs when the Government decides to change the way Commonwealth responsibilities are managed. It can involve the movement of functions, resources and people from one agency to another.

Measure

A new policy or savings decision of the government with financial impacts on the government's underlying cash balance, fiscal balance, operating balance, headline cash balance, net debt or net worth. Such proposals are normally made in the context of the annual Budget, and are typically published in BP No. 2, in the MYEFO and the Pre-election Economic and Fiscal Outlook (PEFO).

Mid-year economic and fiscal outlook

The MYEFO provides an update of the government's budget estimates by examining expenses and revenues in the year to date, as well as provisions for new decisions that have been taken since the Budget. The report provides updated information to allow the assessment of the government's fiscal performance against the fiscal strategy set out in its current fiscal strategy statement.

Official public account

The Official Public Account (OPA) is the Australian Government's central bank account held within the Reserve Bank of Australia. The OPA reflects the operations of the Consolidated Revenue Fund.

Operating expenditure (of heritage and cultural assets)

The following is a list of expenditure items that Collection Institutions might include in the “Operating expenditure for heritage and cultural assets” section of *Table 3.6* and *Table 3.11*:

1. supply of goods and services, for example, outsourced repairs to artwork or insurance costs
2. direct labour on-costs, for example, the salaries and associated costs of staff researching and restoring items, lease of storage facilities
3. associated utility costs (electricity, water, gas)
4. cataloguing costs
5. containers and packaging and transportation
6. cleaning of collections and storage facilities
7. substitution costs (preparation of copies/surrogates of art work for public display).

The costs above do not include full absorption costing such as an allocation for corporate administration costs or costs that are eligible to be capitalised.

Depreciation is not operating expenditure for the purposes of this definition.

Outcome

An outcome is the intended result, consequence or impact of government actions on the Australian community.

Outcome statement

An outcome statement articulates the intended results, activities and target group of an Australian Government entity. An outcome statement serves three main purposes within the financial framework:

- to explain and control the purposes for which Annual Appropriations are approved by the Parliament for use by entities
- to provide a basis for annual budgeting, including (financial) reporting against the use of appropriated funds
- to measure and assess entity and program non-financial performance in contributing to government policy objectives.

PB Statements

Are the Portfolio Budget Statements and also commonly referred to as the PB Statements.

Refer to section [Error! Bookmark not defined. Purpose](#) within this guide for an explanation to purpose of the statements.

PGPA Act flipchart and list

The Flipchart is a reference of all non-corporate and corporate Commonwealth entities and companies. Commonwealth entities and companies are government bodies that are subject to the PGPA Act.

Commonwealth entities and companies on the Flipchart are organised by their portfolio. The [PGPA Act Flipchart](#) is located on Finance's website.

Portfolio Additional Estimates Statements

The PAES provide an update to Parliament on updated entity expenditure estimates for the current budget year and reflect changes since the Budget. The PAES should be considered a supplement to the PB Statements explaining subsequent changes to Budget estimates as they appear in the Additional Estimates Appropriation Bills No. 3 and No. 4.

Portfolio budget statements

Budget related paper detailing budget initiatives and explanations of appropriations specified by outcome and program by each entity within a portfolio.

Refer to section [3 Purpose](#) for an explanation to the statement's purpose.

Pre-Election Fiscal Outlook (PEFO)

The PEFO provides an update, to the fullest extent possible, on all government decisions and all other circumstances that may have a material effect on the economic, fiscal outlook before the issue of the writs for the election.

Primary Reporting and Information Management Aid

The PRIMA model demonstrates the most common disclosures and presentation affecting entities. There are two separate sets of PRIMA forms to demonstrate tiered reporting requirements (Tier 1, full disclosure; or Tier 2, Reduced Disclosure Requirements).

The key principle of PRIMA is to include disclosures that are required by most Australian Accounting Standards or the Financial Reporting Rule.

Program

Activity that delivers benefits, services or transfer payments to individuals, industry and/or the community as a whole, with the aim of achieving the intended result specified in an outcome statement.

Program support

The entity's running costs allocated to a program. This is funded through an entity's departmental appropriations.

Public Budget Formulation

Public Budget Formulation (module of CBMS), is used to record an entity's annual estimates. The module is also used to generate the Appropriation Bills.

Public Governance, Performance and Accountability Act 2013

The *Public Governance, Performance and Accountability Act 2013* (PGPA Act) establishes a coherent system of governance and accountability for public resources, with an emphasis on planning, performance and reporting.

The PGPA Act applies to all Commonwealth entities and Commonwealth companies.

The official version of the PGPA Act is available from www.legislation.gov.au

Purpose

The purposes of a Commonwealth entity include the objectives, functions or role of the entity. For further information see [corporate plans for Commonwealth entities \(RMG 132\)](#).

Right-of-Use Asset

AASB 16 *Leases* (the Standard), removes the distinction between operating and finance leases for lessees and requires the recognition of a Right-of-Use (RoU) asset and lease liability on the balance sheet for most leasing arrangements. The Standard comes into effect for the 2019-20 financial reporting period. From 1 July 2019, all Commonwealth entities and companies are required to report on their RoU assets and associated lease liabilities in their financial statements.

Senate estimates hearings

Senate Standing Committees hold hearings to scrutinise the Appropriation Bills and any explanatory documentation tabled to accompany them. Public servants may be called to attend hearings as witnesses.

Specific purpose payments

Commonwealth payments to the States for specific purposes in order to pursue important national policy objectives in areas that may be administered by the States.

Sub-function

Government Finance Statistics classification of government expenses.

System of national accounts

The 2008 System of National Accounts (2008 SNA) is a comprehensive, consistent and flexible set of macroeconomic accounts to meet the needs of government and private-sector analysts, policy-makers, and decisions-takers. It was prepared jointly by the International Monetary Fund, the European Union, the Organization for Economic Co-operation and Development, the United Nations, and the World Bank.

Target group

A specific group being targeted for assistance by government policy.

Third party payments

Payments made on behalf of another entity, or by other entities on behalf of the agency. For example, payments made in relation to Special Appropriations.

Transfer

Cash paid to recipients of the applicable program. This includes welfare payments and tax rebates.